

S K Y L I N E S

The official newsletter of the *San Diego Kite Club*

Vol. III No. 3

July- August 1992

In this issue

Ron Reich & Flight Squadron	1
Club Officers Airplay: Featured member	2
How to repair those cut lines	3
The "All-Star" Rev Team	4 & 5
Renewal Drive	5
Second anniversary meeting	6 & 7
Hands on seminar	7
Children's hospital benefit Giorgio Armani fly	8
Long Beach in San Diego	9
Calender of events	10
Final Word	11

Ron Reich & Co. reveal unlimited talent pool

TOTL-Flight Squadron greater than the sum of its high-quality parts

Master stunt kite flyer Ron Reich was the featured speaker at SDKC's June general meeting. With Ron were the members of his team- Flight Squadron. The squadron is comprised of Reich, Pam Kirk, Paul Hodges, and Mike Dennis. Mike was formerly the alternate flyer for Flight Squadron and has now been elevated to a position on the team. Ron started the seminar explaining components of a delta kite, for this example, a North Shore Radical by Top of the Line was used. Terms such as "anhedral", "dihedral", "keel", and "sweet spot" were tossed about. Basic principles of flight and maneuverability were explained.

Get down Ron!

Then he got down to some fun. Ron brought out a Rev II on 25' lines. In addition to the short lines, the bridle was removed and lines were attached directly to the vertical strut caps. In what has been the latest spring and summer craze in San Diego, Ron 3-D'd the Rev II. He did the usual fly up, pull out, catch, then throw the kite back into flight. Then he "flew" it with a bit of a twist- he pulled the kite towards him when it was either on the ground or else just inches in flight. In other words, the kite flew *horizontally* to him. If that wasn't enough, he then pulled only one line (instead of the usual two) and had the kite again fly horizontally to him. But wait- there's more.

A dogstake was planted in the ground and Ron showed us another form of interacting with the kite. With the lines through the dogstake and Ron off to the side of the wind, he made the kite fly up to him, slow down and either catch it, duck under it, or else bite it. He also had the kite chase him as well as him chase the kite. This brought laughter from the attentive audience.

May I have this dance?

Pam Kirk joined Ron in another new concept: Partner Flying. Ron and Pam each took one line of a North Shore Radical and flew as if they were one. First they were hand in hand, then arm in arm. They then evolved to ballroom dance formation, waltzing as a couple as the kite also danced on

They have been considered the best in the world

the sky. To take it one more step, Ron was down on one knee and Pam flew the kite seated on Ron's leg. For all you "unattached" kite flyers out there, perhaps you could suggest this to your intended sweetheart ("Honey, trust me, we're only gonna' fly a kite").

From there, Flight Squadron took the field. Ron said that he had been experimenting with no vocal commands during the routines but only to be cued off the music. Sounds like a great idea. The music started and Flight Squadron was in the air.

see "Ron Reich & Co.", page 9

SDKC Officers 1992-93

President
Walter Thompson

Treasurer
Ron Despojado

Equipment Manager
Charles W. Brooks

Vice President
Jim O'Bryant

Membership
Larry Morgan

Archivist
Charlie M'Clary

Secretary
Position open

Events Coordinator
Position open

Founder
Dan Willan

Lines from the President...

and
Airplay:

Featured member

By Torri Cable (on vacation)

will resume in the next issue

"SKYLINES" is published bi-monthly by the San Diego Kite Club. All articles related to the sport of kiting are encouraged. Unless specifically marked "Not for republication" all submissions are available to other kiting publications without compensation. The "SKYLINES" staff reserves the right to edit all material.

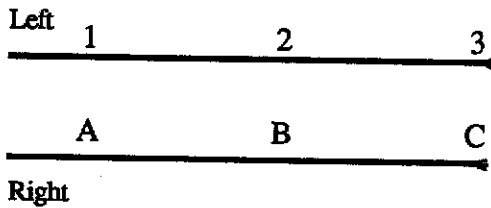
Deadline: 15th of even numbered months for publication to following issue.

How to splice

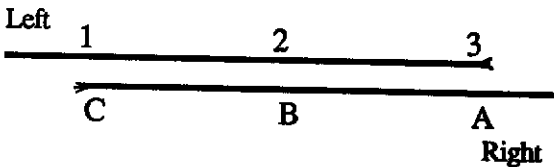
hollow By Ron Reich

braided line

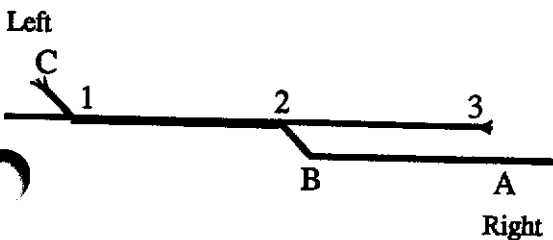
Step 1: Lay the two bitter ends 3 and C side by side and mark the point 1A and 2B. The marks should be about 6 inches between 1 & 2 and about 6 inches between 2 and 3.



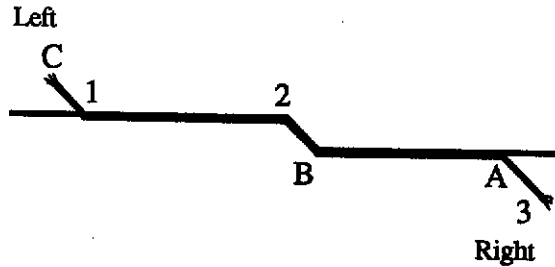
Step 2: Reposition the bitter ends so that points 1, 2, & 3 line up with points C, B, & A respectively



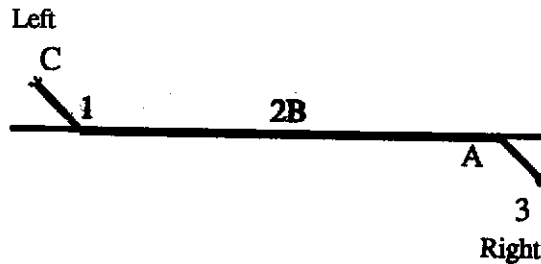
Step 3: Using a sewing needle or piano wire fid, feed end C into the LEFT line at point 2 and out about 1 inch beyond point 1. (NOTE: It is important to keep end C exposed until the last step)



Step 4: Using a sewing needle or piano wire fid, feed end 3 into the RIGHT line at point B and out about one inch beyond point A. (NOTE: It is important to keep end 3 exposed until the last step)

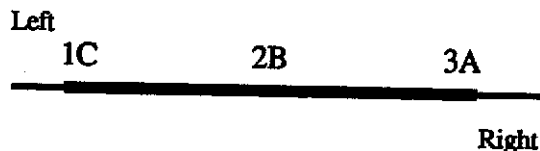


Step 5: Pull ends C and 3 until junction 2B is snug together.



Step 6: Pinch junction 2B tightly and milk the LEFT and RIGHT lines away from the junction. This action if done properly will bury the ends C and 3 within the lines LEFT and RIGHT. If the ends are not buried, cut a little off and redo steps 5 and 6.

FINISHED SPLICE
(almost undetectable)



Here's a tip if you've ever had your line cut by someone- heaven knows it was never your fault.

Many thanks to Ron Reich for this great "How To"

The "All-Star" Rev Team

*You never know who'll
show-up to fly on any
given day.*

June 6 started out like any other Saturday morning. I went to my usual spot, nicknamed "Rev Field" by the locals. I set up my Rev I and started casually flying. Next thing I knew, I saw Joe Hadzicki and his wife, Kirsten, drive up. He stepped out but Kirsten stayed in the car. Joe came over and we started talking about this and that and a little about flying too. Then a fellow came by and asked if he could set up his Rev and fly next to us. "No problem" I said. He introduced himself as Frank, out visiting from Baltimore. Frank then mentioned that this looks like the area that the Rev instructional video was taped. His assumption was correct. Next he said that Joe looked familiar and asked if he was on the tape. Joe

modestly said yes and introduced himself to Frank. After Joe obliged with an autograph on his kite, Frank set up and started flying. Joe had to leave temporarily but said he would return soon. I asked Frank what he thought his odds were that he'd come out to San Diego and actually meet the inventor of the kite. He was a bit amazed.

Rev field regular Roger McComb showed up and the three of us were comfortably flying. Joe then returned and another Rev was set up for him to fly.

Aren't you that guy...?

A pedestrian stopped to watch. His face was familiar to me. He went up to Joe and started giving him a hard time. Could it be? It was none other than Ron Reich! I then asked Frank what he thought the odds were that he'd come out to San Diego and meet Joe Hadzicki and Ron Reich. Frank shook his head in disbelief. Ron Reich eventually borrowed one of the Revs on the field and joined us.

Then one by one they all showed up

Then one by one they all showed up: new member Bill Paul, veterans Charlie M'Clary and Walter Thompson, and Stephen Graves. What a line-up! Naturally we went into an impromptu mini-mega fly and tried (the important word here is "tried") to do some teamwork. At the most there were 6 or 7 Revs in the air with 9 pilots trading off air time. The lone exception was Walt. Poor Walt, he was busily/frantically working on his lines, patiently awaiting his turn in the air.

Make it up as we go

The wind was fairly weak but we persevered. Its funny how individual teams devise their own names for certain moves. Joe was leading the pack and calling out "scrambled eggs" moves that were designed just moments prior, mostly by the "team" waving their arms in the air and simultaneously talking. Whenever a maneuver was executed with some semblance of its intent, at least one of the pilots would let out a hoot or holler. There was the "odd-even split", the "horizontal slide and line-up", and the "starburst at anytime, any position" among others.



Wonderful Things
Tehachapi, California

**Kites - Toys - Windsocks
and many
Wonderful Things!**

**102 West Tehachapi Blvd.
Tehachapi, CA 93581
(805) 823-7922**




KITE TRADE ASSN
MEMBER

AMERICAN
KITEFLIERS ASSOCIATION

Second-anniversary meeting yields full day of activities

Elections held, raffle, O. B. Family day, & entertainment

Are we allowed to have this much fun?

SDKC's second anniversary coincided with the O.B. Family Fun Day on July 18, 1992 at Dusty Rhodes Park. This was the also the second year in a row that the O.B. Town Council has asked SDKC to provide entertainment.

On hand were special guests Team Zephyrus from San Pedro. The team is comprised of "Mouse" and Laurie Richey, and Chuck Bradford. The Richey's were so happy to visit our city that they took a side trip to Fiesta Island on the weekend of finals of that conservative picnic known as The Over The Line Tournament. Chuck also happens to be our AKA regional representative

New officers

Our by-laws call for elections of officers for the following year on our anniversary. President Walt Thompson monitored the process with the ballot being open to anyone willing to give some time to the club. Though some positions were to be held as an actual voting process while others were

to be appointed, all nominees for positions for 1992-93 were merely placed on the ballot and accepted as a whole. Ross Perot was nowhere to be found. It couldn't get much simpler than that.

Continuing as President is Walter Thompson who initially took office last December when the club

Ross Perot was nowhere to be found

had no President. This will be his first full term as such. New in the Vice President slot is Jim O'Bryant. Jim has been doing alot of work behind the scenes up to this point without any real title and now should get recognition and prestige as he deserves. Ron Despojado repeats as Treasurer and counter of the beans. Ron has been Treasurer since the club began and is only one of two original club officers since the club's inception. Archivist Charlie M'Clary, the other original officer, also remains in his position. Larry Morgan has stepped into the position of Membership Chairperson. Larry has attended the Board meetings on a regular basis and has always taken an active role. Chuck Brooks also maintains his position, that of Equipment Manager.

"The team"

A team of "Board of Directors" was assembled. This team would fulfill duties as they are encountered. Comprising this team include: Connie Morgan, Ed Linzey, Torri Cable, Fred & Diana Martin, and David Roger.

The positions of Secretary, and Events Coordinator were not fulfilled at the time and are open to any member wishing to take on some responsibility.

The club wishes to thank outgoing officers for

REVOLUTION
KITES

REV II™

MADE IN CALIFORNIA, U.S.A.
U.S. PATENT 4,861,371

their hard work over the past year. They include Torri Cable, formerly Events Coordinator; Kelly Flynn, Membership Chairperson; Ron Despojado, Vice President; and Joanne M'Clary, Secretary.

Chuck Bradford was there to field any questions regarding the AKA. The range of questions asked were "How long did it take you to grow that beard?" to questions regarding AKA insurance. Chuck took care of them all in a clear, concise and sometimes witty fashion.

The entertainers

On slate for the day's entertainment was Ron Despojado flying his Rev I, Chuck Brooks with a double stack of

Skyburners and long flowing tails, and featured guests Team Zephyrus flying red, white, & blue Team Hawaiians. Randy Tom brought out his latest work of art- a series of 10 beautiful panels of artistry we've come to expect from Randy. Included in

"Patrick Nagel-style" images of lovely women in various states of dress or else peeking around objects. On the ground they were admired as art, but in the air their artistry was doubled.

lovely
women
in
various
states of
dress

A "ring-a-what" thing??

As usual, another succesful raffle was held. Some of the items featured included a jigsaw puzzle of our logo done by Eric Aalto of Megapeg, a "ring-a-ding" thing produced by Team BOHICA, an original windsock by club member Virgil Dalton, tickets to Sea World provided by Torri Cable, and of course miscellaneous donations from Victor Heredia of Kite Country, and Jim Nettles of All About Kites.

Special thanks to all mentioned, and extra special thanks to those we forgot to mention- extra special because you went unrecognized.

SDKC gives seminar to Mission Hills First Congregational Church

Longtime members Virgil and Freda Dalton, along with Torri Cable gave an informal seminar to members of Mission Hills First Congregational Church after services on Sunday the 14th of June. They were also treated to a performance of team flying of "Team Quadzilla"-not Quesadilla-, comprised of Bill Paul, Roger McComb, and Ron Despojado.

Wed. June 17, 1992

Dear Virgil & Freda Dalton, and Torri Cable,

On behalf of all of us from Mission Hills First Congregational Church who came to Mission Bay Park on Sunday, June 14th, we want to thank you very much for you kind and warm hospitality. We all enjoyed the "hands on" experience of flying a kite for the first time in many years. The demonstration of precision kite flying to music was breathtaking, and we felt privileged to see it.

Thank you again for the time you gave us and for opening our eyes to the beauty and thrill of kite flying.

George Waller



For
Price,
Selection,
& Service
Come to

KITE COUNTRY

566 Horton Plaza
(Top level opposite UA Theater)

San Diego, CA 92101
(619) 233-9495

The Children's Hospital again has asked the San Diego Kite Club to provide entertainment for their annual fundraiser. This year it was on July 12 at the Del Mar Polo Grounds. For those of us "commoners" who had never seen a polo match before, let alone hang out with the Grey Poupon crowd, it was quite a day. There were some elegant displays of horsepower, both on the polo field and in the parking lot.

SDKC was slated start after the polo match which was estimated to end at 5:00. As with almost any event with a lot of activities, it ran a bit behind. At about

5:15, the match ended. One problem though, the match was tied and went into sudden death overtime. The tie was eventually broken and the kite flyers were ready and anxious to take the field (watch where you step!).

Up first was Gary Wood, who is ranked nationally amongst Experienced class flyers. Gary flew to "Beauty and the Beast". Next was the father and son team of Ed and Guy Linzey. The Linzeys put together a beautiful pairs ballet with instrumental music with a heavenly theme to it. Ira and Shannon Carpenter also flew a pairs ballet to the music of "Lady in Red". The Carpenters flew

Team Hawaiians. Next up was Team Quadzilla who had only been flying together about three weeks. The team- Ron Despojado, Tony Hilliard, and Bill Paul- flew Revolutions to the theme from "Raiders of the Lost Ark." The entertainment was climaxed with a beautiful display of Hyperkite stacks flown by Team Hyperkite Elite, consisting of Randy Tom, Jiggs Rodriguez, Ray Miller, and Jose Sainz. They chose "Exodus" as their music. "Ooohs" and "aaahs" were overheard throughout the crowd.

Though technical difficulties managed to make an appearance here and there, many thanks to the people behind the scenes that kept the show going. Dennis Erwin announced and gave commentary to the crowd about each type of kite flown. Jim Nettles, David Roger, Chuck Brooks, Jim O'Bryant, and John Rogers among others helped with the field and safety. President Walt Thompson oversaw the entire production and Events Coordinator Torri Cable tied down all the loose ends and coordinated the events (makes sense, doesn't it?).

SDKC was approached later on by the Del Mar Polo Association to do an event in October. Walt Thompson will be in contact with them. Afterwards many of the members stayed and relaxed at the Rita Coolidge concert. It was a well earned relaxation.

These polo grounds would be a perfect site for an AKA Convention or a competition.

Armani Exchange opening assisted by "kite billboards"

Fashion designer Giorgio Armani opened a new store, "Armani Exchange" in Santa Monica with the help of 10 dozen 6' by 9' rokkakus. Half the kites had their initials "AX" and the other half had a picture of a nut and bolt.

All About Kites of San Diego and Kites Etc. of Balboa coordinated the fly with the Armani people. The skies of Santa Monica beach were filled with these kites that could be seen from far away.

Approximately 20 flyers helped to assemble, launch, and maintain the kites in flight. Maintaining the kites in flight reminded me of that guy on the Ed Sullivan Show who tried to spin about a couple dozen plates at one time. At times some

Children's Hospital fundraiser features SDKC presentation

Little did they know we were scouting the field for a new place to fly.

FROM THE KITE TO THE GROUND
WE HAVE THE BEST SYSTEM

EQUALIZER

KTA Best New Product of 1990

Fine tune your kite for maximum performance with this indispensable new tool. Save time and eliminate guess work tying perfectly matched flylines, bridles and shroud lines.

WINDER

Compact, unbreakable and inexpensive card-style winder. Stores single, dual and quad lines. Fast (15 inches per turn) and easy, accommodates overhand and figure-eight winding. The most compact winder available.

QUAD WINDER

The same great features as the Moran Winder, but designed specifically to store quad line control systems. Easy figure-8 winding; includes elastic binder to secure lines and control grips.

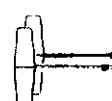
MODEL 1 CONTROL GRIPS

Ergonomically designed grip with center bridle gives the ultimate in control accuracy and sensitivity. Spectra/Dacron bridles are pre-stretched as a pair to guarantee equal length and identical control response.

Dealer inquiries invited

If not available through your dealer, order direct

AKA Member Merchant



MORAN Precision Aerobatic

P.O. Box 23801, Santa Barbara, CA 93121 (805) 685-7223

of the kites thought they were fighter kites and decided to do battle with each other. That meant that we had to separate them and launch them again.

After a day of kite maintenance, the kites also had to be taken down, disassembled, and put away. Socializing with kites from another community was a pleasant experience as well. For their time and energy, the flyers were given a nice Armani t-shirt similar to the kite (and almost as big) and signed two of the kites, one to hang in each of the stores.

Ron Reich & Co.

Continued from page 1

Within a few seconds it was evident why they have been considered the best in the world. Their execution was flawless and their moves innovative and clearly in sync with the music. Speaking of the music, it went out during one of the routines so Ron, and Pam at times, went back to giving vocal commands. One can never get tired of seeing those near-collisions, starbursts, and spaghetti twisting moves.

"Extreme" stunt kite pilot

Paul Hodges, formerly of the Extremes did his specialty. The Extremes were known as two guys flying four kites, each of them had one in the hands and one off the hip. Paul flew the two kites independent of the other. Sometimes one kite would be flying straight while the other was turning. There was rarely any "follow the leader" or "mirror image" type of moves. I was wondering, would he have to enter "Pairs Ballet" in a competition? If so, would he pay twice or once? Anyway, Paul definitely gave an impressive bit of one-man two-kite flying.

The seminar was no doubt one of the best examples of quality solo, pairs, team, and innovative flying put together by four people. We wish Ron Reich, Pam Kirk, Paul Hodges, and Mike Dennis- known collectively as Top of the Line Flight Squadron, the best in their quest for more championship recognition. We are very proud and very lucky to say that they are members of the San Diego Kite Club.

Is there any city in the U.S., or perhaps the world that has a higher concentration of quality kite flyers than San Diego?

HYPERKITES



NEW HOT WING

For information on our complete line of High Performance Stunt Kites, please write or call for our free catalog.

720-C Gateway Center Dr.
San Diego, CA 92102

Tel (619) 262-4712
Fax (619) 262-4714



"Next best thing to Long Beach" potluck

By Diana Martin-- Would you like to be at Long Beach (Washington) but just can't make it? Join us at Mission Bay Park August 22nd at 11:00 for the SDKC "Next Best Thing to Long Beach Day". A pot luck and a fun day of flying and socializing with friends will be on the agenda.

Food assignments will be as follows :

A-I Bring a salad or snack

J-Q Bring 1 package of hot dogs & buns or a meat dish

R-Z Bring dessert

Please call Diana Martin at (619) 738- so we can make sure how many of us kite flyers will be there and all the hungry appetites will be satisfied.

Join us and lets show Long Beach that San Diego can have a great time too!

For all of you that are too shy to perform at a competition, how about giving it a shot in front of the home crowd??

Food, fun, flying, & friends-- what else in life is there?

Calendar of events

August

7,8- Summer Jam, Honolulu, HI (808) 941-

12- Board of Director's Meeting, Ocean Beach Rec Center, 7 pm

15- Monthly General Meeting, 1pm., south of the Hilton. Polish sausage and potato (or is it "potatoe"?) salad on the menu. Seminar to be announced.

17-23- 11th Annual Washington State International Kite Festival, Long Beach, WA
Kay Buesing (206) 665-

22- "Next Best Thing To Long Beach" potluck. Details inside or call
Diana Martin (619) 738-

September

9- Board of Director's Meeting, Ocean Beach Rec Center, 7 pm

19- Monthly General Meeting, 1 pm., south of the Hilton. Seminar to be announced.

*Events are subject to last
minute changes. Call
(619) 222-9300 for latest
updates*



**ALL ABOUT
KITES**

Open Mon.-Sat. 10-7
Sun. 10-6

3689 B Midway Drive
San Diego, CA
Ph. 224-1610

SAN DIEGO'S PREMIER KITE STORE

Purveyor of fine kites, windsocks, and accessories for your every need. Unsurpassed quality in single line and stunt kites. Demonstrated by a friendly, knowledgeable staff. Conveniently located in Point Loma Plaza, near the Sports Arena.

ADVERTISING RATES

The *San Diego Kite Club* is accepting ads for its newsletter "SKYLINES" to offset printing and mailing costs.

The following rates are now in effect per issue:

Quarter page (4" x 4.5")	\$20
Half page (7.5" x 4.5")	\$40
Full page (7.5" x 10")	\$70
Half-back cover	\$60
Full sheet insert	\$75

Interested parties should contact:

San Diego Kite Club
P.O. Box 7977
San Diego, CA 92167

or call 312-9390 for additional info.

Advertisers should have camera ready art for submission. Inquiries welcome for multi-issue rates.

To all members

As you can see, our last issue as well as this one has advertisements scattered throughout. These are very important to the club. The most obvious asset of advertisement is that the publication can pay for itself, both in printing costs as well as the high cost of mailing.

Our last issue was the very first one in the history of the club to have an actual budget set and to have come in under that budget. We can only go up from here.

All this is made possible by the manufacturers and retailers you see throughout that support us. It is only fitting that we ask our members to support those who make this publication possible.

We wholeheartedly thank local advertisers: **Action Kites, All About Kites, Hyperkites, Kite Country, Revolution Enterprises Inc., and Top of the Line**, and would like to welcome first time advertisers - **Moran Precision Aerobatic, and Winderful Things**, both of whom are from out of town.

Many thanks to you all!!

*The Newsletter Staff, Club Officers
& Board Members*

*The final word
plus
the fine print.*

San Diego KITE CLUB MEMBERSHIP APPLICATION



- NEW MEMBERSHIP
- RENEWAL
- CHANGE OF ADDRESS

Membership Dues Per Year (Check One):

- Per Household: \$15.00
Newsletter 3rd Class Bulk Rate
- Newsletter US 1st Class \$23.00
- Newsletter Overseas Air \$30.00

Enclosed: _____
(U.S. Funds Only Please)

Send application & payment to:

SAN DIEGO KITE CLUB
P.O. Box 7977
San Diego, CA 92167 USA

Name _____ Spouse _____

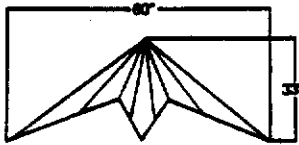
Address _____

City _____ State _____ Zip _____

(H) _____ (W) _____

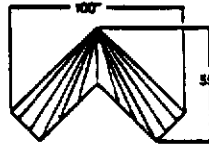
Other family members _____

Membership No.: _____ Paid: _____ SDKC USE ONLY: Renewal: _____ Initial: _____ Initial: _____



MOON DART

New and neat! This Dart is a fast and responsive flyer in a wide range of winds. Well maneuvered for the beginner; yet it matches the nerves of the most demanding stunt enthusiast.



PHOENIX 20

Why mess with perfection? The mastery of our company has been in production for years and is still going strong. The award-winning PHOENIX 20 is a real performer in light to moderate winds. Its large size and bold graphics are a sight to behold.

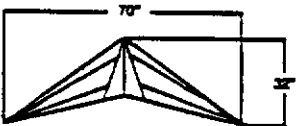
SUPER SKY DART

This redesign of our standard SKY DART is available in two stunning patterns. Outstanding mobility and fast, sharp turns make this kite an impressive and stylish flyer.



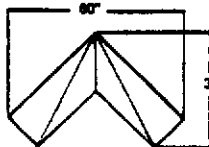
STAR DART

The kite promises vacation flying. The STAR DART is very sensitive and responsive, but also very forgiving. The STAR DART flies the way you want it to fly.



NO NAME

The NO NAME is a responsive kite, great in moderate to strong winds. It's an excellent high-performance kite for beginners or experienced fliers who want a smaller, faster, lighter-pulling delta wing.



ACTION 8.2

The ACTION 8.2 — imitated but never duplicated. This killer brother of the PHOENIX 20 is popular for its high speed, tight turns and ease of flight. Easy assembly and small storage size make the 8.2 an ideal traveling companion.



Action Kites

on the cutting edge

ACTION COMBO

The ACTION COMBO is an exciting concept in stunt kites, combining dissimilar but complementary wings to give you a unique style of flight.



- 6284 Via Regia, San Diego, CA 92122
(619) 453-8795
- 4202-Q Sorrento Valley Blvd., San Diego, CA 92121
(619) 452-6151
- Fax Number: 619-452-2536



SKY DART

The Action Kites SKY DART receives more reviews whenever it goes. This kite is a real winner! Its high-speed and extremely sharp turning ability should make this kite your choice for competition.


dealer inquiries invited

SKYLINES

San Diego Kite Club
P.O. Box 7977
San Diego, CA
92167

Address Correction
Requested

Mr. Virgil Dalton



BULKRATE
U.S. POSTAGE
PAID
PERMIT NO. 1837
SAN DIEGO, CA