

Skylines

The official newsletter of the *San Diego Kite Club*

Yes, we know this issue is a *little* late this time.

Vol. IV No. 2

March- April 1993

In this issue

- O.B. Kite Festival 1
- Club Officers
Lines from the president 2
- Miscellaneous
happenings 3
- Valentine's Weekend 4
- Thanks 5
- Festival of the Whales 6
- Las Vegas Carnival &
Kite Festival 7
- Airplay: featured member
8 & 9
- The Ron Reich
Chronicles, Part 1
10 & 11
- Trading Cards 11
- Luau Announcement 12
- Letters 13
- Calendar of Events 14

Ocean Beach Kite Festival

Event marks SDKC's third year of participation

By John Rogers

The 45th OCEAN BEACH KITE FESTIVAL WAS A

SMASH! The Kiwanis Club had the OB Rec Center set up in a super assembly line to let over 200 kids make a sled kite. The whole stage was covered with markers to allow for the explosion of creative urges. When the sleds were completed, the families went across the street to the schools and test flying was conducted.

This is where the SD Kite Club came in. We had a static display of kites set up with members on hand to answer questions, give construction tips and show what can be done with a little nylon and some sticks. This was while we weren't boogying to the band, which played my kind of blues-rock. Walter pulled out his QuadraFoil and the kids loved it swooshing around the playground.

Balloon power

Several resourceful pilots tied on balloons when the wind wouldn't cooperate at the school yard and up the kites went. Above the roof line of the buildings there was enough wind to fly the super light sleds. I even saw sleds flying DOWN wind !!!

At 1:45 the line up for the parade began and promptly at 2:00 the march to the sea was on. We had several kites in the

procession, leading off with my big box, Larry's hexagon and Steve with a giant star. The reaction of the crowd was neat to watch as we went through town. The businesses really emptied out to see what was going by. When we got to the beach, everyone hit the sand and up went the kites. They were everywhere you looked when you looked up.

TV Air time for kite air time

I launched the big box kite and the crowd gathered to ask questions and take pictures. Then KUSI Channel 51 came by and did an interview for 15 min or so about kites and we got some excellent coverage on the Ch 51 10:00 news that night. About this time the wind died and I had to land, but in 10 minutes or

see "OB Kites" page 6



Roger McComb, Torri Cable, followed by Billy Roeseler of KiteSki at the OB Kite Festival Parade (Photo by Virgil Dalton)

SDKC Officers 1992-93

President

Walter Thompson

Treasurer

Ron Despojado

Equipment Manager

Charles W. Brooks

Vice President

Jim O'Bryant

Membership

Larry Morgan

Archivist

Charlie M'Clary

Secretary

Diana Martin

Events Coordinators

Diana Martin
Connie Morgan

Founder

Dan Willan

Lines from the president

Wind is blowing about 12 miles per hour and the skies are clear. A great day to be flying and here I am looking out the window and keyboarding this. Oh well, come Saturday and my kite and I will be dancing with the wind. Kiting has so much to offer that we can be easily overwhelmed. As Charlie M'Clary always says "keep your priorities straight, fly...". Right! Keep flying. Last Sunday, between rain squalls, winds of 18-25 mph were blowing off the Pacific at J Street pushing my El Nino. Keep flying!

Came back to this and now I feel better. Ron Despojado has been hounding me to get this written so he can close the book on this issue of the newsletter. Ron is the MASTER DESIGNER of the newsletter. His graphical skills produces a fantastic publication. Next time you see him flying his Rev, mention your appreciation and not let it go unsaid.

The April general meeting will feature single line kites. Static high flyers and fighter kites. Carl Crowell has sent a new creation for the raffle. His new kite - Sky Chisel will come with an interesting epistle concerning his awareness on design and kite making.

On June 5th you can have a new experience. The first SDKC Hawaiian Kite Fly and Luau will be held at Mission Bay. Contact Diana Martin for details or call the SDKC HOTLINE at (619)222- for details. Look for more details in this issue.

Some developing news concerning a regional. The Parks and Recreation Department has been asked by the Mayor's Office and the City Manager's Office to sponsor a fun day at Mission Bay. SDKC was well represented at the first meeting and I am the Chairman for Kiting Activities. Many other events will take place and include sail boat races, wind surfing and other Aquatic Park activities.

If this all comes together, the city will provide parking, shuttles, food and drink concession leases. The city will be a joint sponsor along with many corporate entities. Public Relations will be partially handled by the city offices and Convention Bureau as well as a hired private presentation (they put a package of activities together) company.

This will happen during the month of May. Because of the short time the first celebration will be next year with plans for a yearly event. This will give those involved about a year to plan the first one. It takes time to ramp up to speed for a major event like this one.

Kiting will highly visible and sponsored. All aspects will be represented including manufacturers, retailers and all of us. The San Diego Kite Club was asked to be the prime contact for this. Radio stations will be at different events and we will have one that represents our interests. Any ideas?

"SKYLINES" is published bi-monthly by the San Diego Kite Club. All articles related to the sport of kiting are encouraged. Unless specifically marked "Not for republication" all submissions are available to other kiting publications without compensation. The "SKYLINES" staff reserves the right to edit all material.

Deadline: 15th of odd numbered months for publication to following issue.

Miscellaneous happenings

¡¡ Uno De Mayo !!

(What can I say- the 5th is on Wednesday!)

Bring a Mexican dish (a dish of food- *not* a senorita) and join us for our Uno De Mayo Fun Fly and Pot Luck! Help us celebrate our neighbors to the south's holiday- a little early but its just another excuse to eat and fly kites. Let's have a good time at our kite field South of the Hilton on Saturday the 1st of May at 11:00. Ole! --Diana Martin

Your Mailing Label

The mailing label on your newsletter gives you information on your membership. If you feel there is an error, call Larry Morgan at (619) 575-

If you are a brand new member, you may not have a label so we had one of the kite elves hand letter it.

Name & address

Joe Kitefler
12 Knot Wind Drive
Kite Haven, CA 90000

Membership number


0004 1/31/94

Expiration date. If it is highlighted, it means your membership has expired. If this is the case, there is a renewal form in the back of the newsletter.

For all of this to come together the efforts of many people will be needed. If you are interested contact the SDKC Board of Directors for more information. As this progresses you will be notified in several ways - newsletter, hotline, special releases mailed to those interested and meetings.

We can have a HUGE regional or national or international event depending on what WE want to do.

Smooth winds,



**WHAT GOES 45 MPH
ON THE WATER,
JUMPS 80 FEET IN THE AIR,**

USES NO FUEL

**AND FITS IN THE TRUNK
OF YOUR CAR?**



TO AIR IS HUMAN

PLEASE CALL OR WRITE FOR A FREE BROCHURE
KITESKI, INC. 3555 SANTA FE STREET, SUITE E SAN DIEGO, CA 92109 1-800-473-3214

Do you have a small news article that we should know about? Send it to us for the upcoming newsletter.

The St. Valentine's Day Massacre At Garcia's

or

"The Ocheltree Weekend"

By Torri Cable

*It was one of those
regularly scheduled
spontaneous SDKC
events*

On Friday, February 12, 1993, I went through my usual routine that brought me to the kite field in the afternoon. The usual crew were there to greet me-Virgil Dalton, Walt Thompson, Jim O'Bryant, and Ron Despojado. Tammy and Stuart Pixley had even driven down, as had Charlie and Joanne M'Clary. Tony Hilliard also showed up long enough to be teased about never flying his own kite. The real surprise though was that fairly new members Grace and Randy Ochletree drove over from Glendale, Arizona. Yup, Zonies, and boy are they ever nice. Along with Ron and the McClarys, the Ochletrees were attending the TOTL Flight School on Saturday and Sunday at Fiesta Island. Jim O'Bryant then showed up to make sure Randy and Grace had arrived safely-they would be staying with Jim and Paula at Maison O'Bryant, or the Ramona Bed and Breakfast.

"Let me show you something on your kite"

As a great intro to the seriousness of our organization these nice people got to see Ron and Tony finagling Walt and I out of our kites so they wouldn't have to set theirs up. Nice guys, huh? Well then Randy had to try my Rev II on 30' line so he could become an instant 3D flyer, which he did. Don't you just hate it when some neophyte comes along and makes your kite look great!?

All of us stood around and gave each other a hard time, shot the breeze, flew kites, and got to know the Ochletrees a little better. So ended Friday the 12th.

Saturday the 13th dawned as beautiful as the day before-but hardly anyone I'd seen on Friday was on the kite field. Aha! The TOTL Flight School was taking everyone to Fiesta Island. Still, there were plenty of us taking up sky- from Abe Fishman, also known as Charlie the Tuna, Harry French, Jim

Flournoy and his wife Toni, Randy Tom, to Stuart and Tammy, John Rogers, Larry and Connie Morgan, Walt- our Pres, Fred & Diana Martin, Virgil, Jim O., and Gail & Ed Lindsay.

Pull on Virgil's strings

Several of us had a wonderful time flying Virgil's new kite that of course he made. What makes this kite so unique is it's ability to save itself when you punch one line. This maneuver has "officially" been named "The Virgil." Guess why? Seriously though folks, if you see Virgil on the field with his pretty

16 of us descended upon the unsuspecting eatery

green, blue, gray and purple stunter, ask him if you can pull some strings. I guarantee you an out of the ordinary flying experience- and to think he was going to toss it away because it was a little tweaky-well, a lot tweaky.

Around 4 PM all the flight scholars, the M'Clarys, the Ochletrees, and Ron Despojado showed up to invite all those interested to join them for dinner at Garcia's Mexican restaurant. Jim Nettles was to be picked up at his store, Paula O'Bryant, Jim's wife, arrived, and eventually 16 of us descended upon the unsuspecting eatery. We included the Morgans, Walt Thompson, the Lindsays, me, and the above mentioned kite scholars.

Send in (and out) the clowns

The restaurant personnel ushered us to the furthest reaches of the establishment, well in the back anyway, and sat us at a long table. After ordering, eating, and drinking were done with, they sent in the clowns- OK, only one clown, a guy, but he tied a mean balloon. As a matter of fact Walt, Fred, and Diane wore the evidence of his talent on their heads. Yes folks, three of our most respected, serious (about their fun) and sedate members allowed funny balloon hats to be placed on their heads. And we have pictures to prove it. (See trading card page 11)

It really was a great time, and I hope there's more of this spontaneous revelry that brings us all together, as friends as well as kite flyers-and those who sport strange head apparel are always welcome.

Note: To Fred- Diana said you can take the balloon hat off now.

• Top of the Line Sportkites ••

The
Quick start
Retractable launching lever

May
availability

Main body

- Attaches to the center of the top spreader rod
- As control lines are pulled the main body flexes, allowing the kite's nose to rise on the lifting arm

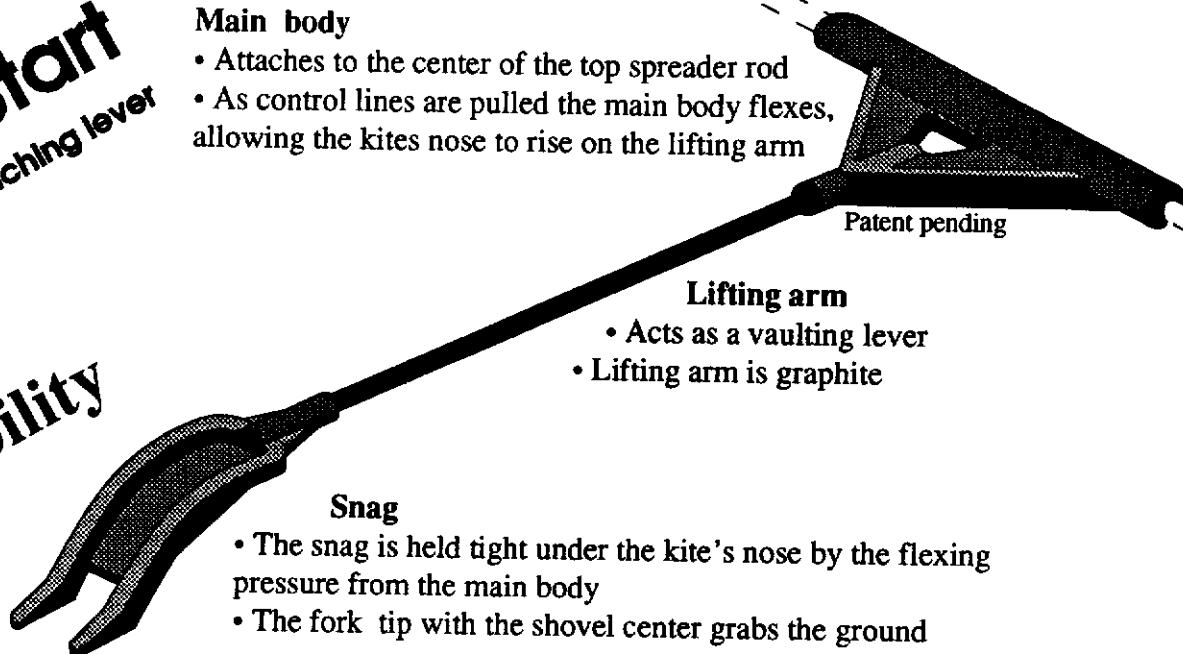
Patent pending

Lifting arm

- Acts as a vaulting lever
- Lifting arm is graphite

Snag

- The snag is held tight under the kite's nose by the flexing pressure from the main body
- The fork tip with the shovel center grabs the ground



A quick and simple thanks...

Sometimes we get lucky and have people doing such a good job that we take them for granted—they make our lives easier by doing such great work that we have “no worries.” The following have done just that—and made our club an organization to be proud of.

First, thank you Dan Willan for starting all this almost 3 years ago. Did you ever think your small group of kite enthusiasts would become one of the fastest growing clubs in the country?

Walt Thompson took over when things were a little shaky and now it seems we're on pretty solid footing—thank you for all the time and organization you devote to kiting, Walt.

And Ron Despojado—the newsletter you're reading wouldn't happen without him, and every issue seems to be better than the last. As treasurer he's also kept track of all those nickels and dimes that make us able to buy the new banners, and also for designing the

logo both for those historically infamous pins and the T-shirts, etc. So Ron, thank you, for all that you do for us.

Then there's Diana Martin. She jumped in and came up with such great ideas that our monthly meetings are not only informative, but filling—she, along with Connie Morgan provide edibles from a grill. She also brings new events for our amusement and kiting pleasure. Diana, thank you for contributing your sense of humor and enthusiasm.

To all of the above—we might not always let you know, but we appreciate you very much. Kudos! (The non-caloric kind.)

Thanks also to Terri Cable who handles the KiteLine phone duties as well as help out behind the scenes and unselfishly recognizes the efforts of others. Terri authored this article

Festival of the Whales Kite Fly

February 20-21, 1993,
Doheny beach- Dana
Point

By Joanne M'Clary

Saturday morning, February 20, 1993 arrived in Southern California with varying amounts of liquid sunshine amounts of the liquid sunshine that has been so plentiful this year. As the SDKC was scheduled to hold their regular February meeting at Doheny Beach at the festival rather than the usual "South of the Hilton", members were concerned about the rain. Telephone lines were kept busy with members conferring about the showers in different parts of the southland. As it turned out many members were optimistic and headed for the festival, bringing umbrellas, food for the pot luck, and their kites. A short meeting was held on time and there were enough dry periods and breeze to fly and enjoy the day. No competitions were held on Saturday so it was more of a fun fly.

More today than yesterday

Some of the festival goers that had traveled from the San Diego area and also the Victorville- Lancaster area stayed over to attend the festival on Sunday as well. There were no showers after 10 a.m., the sun came out and the weather was once again beautiful. There were additional people that came to observe however there were less club members and kite flyers that would hoped for. Those that did attend were treated to a sky much more filled with kites than on Saturday.

John Rogers, SDKC member known for his gigantic, colorful kites, won the "People's Choice" award for his "Johnny Bird" kite which was the best in show by the "applause meter".

The Control Challenge winners were (1) Tim Frederick of Huntington Beach; (2) Guy Lindsay of Costa Mesa; and (3) Eric Wilson of Irvine.

The Tail Grab was one by (1) Tamara Smith of Irvine; (2) Scott Blair of Huntington Beach; and (3) Tim Frederick of Huntington Beach.

The Fighter Kite competition was won by Chuck (sorry I didn't remember the last name) and (2) Charlie M'Clary of Redlands.

The awards were very attractive plaques made up with a metal reproduction of a whale painted by Wyland, the world's leading environmentalist artist. The design of the plaques was the same as the logo used on the posters.

The festival was sponsored by Kites Etc. of Newport Beach and All About Kites of San Diego. The kite booth and sound system were staffed by employees, friends, and owners of the two kite shops. and although the attendance was considerably less than hope for, the sponsors' efforts were greatly appreciated by those who did attend and a big "Thank You" to all those involved for their hard work.



For
Price,
Selection,
& Service
Come to

KITE COUNTRY

566 Horton Plaza San Diego, CA 92101
(Top level opposite UA Theater) (619) 233-9495

"O.B. Kites": Gymnastics display? Cont'd from page 1

so with the help of my wife Rosie, I relaunched. She had never launched the box kite and didn't get out of the way quit fast enough. The result was a planting on the sand, much to the delight of the crowd. Wow- they sure cheered! At least this didn't make it on the news!!! The wind finally died for good so we packed up and walked back to the school to load the van. Sure seemed longer going back? I believe everyone had a great time and we'll probably be invited back next year, at least I hope so.

Thanks a million to all those that came out to help: Roger McComb, Larry and Connie Morgan, Torri Cable (thanks for the autograph), Walt Thompson, Ron Despojado, Billy Roeseler from KiteSki, Steve Johannessen and Virgil and Freida Dalton who took pictures at the parade route. Finally thanks to Rosie, who puts up with my craziness.

Spring has sprung

The grass has riss

Tell me where the Hell

The festival is!

24th Annual Las Vega\$ Carnival & Kite Festival

By Joanne M'Clary

SDKC members flew the club banner at the 24th Annual Las Vegas Kite Festival.

The one thing that was remarkable that the traveling time to attend was considerably longer than the flying time! The festival was scheduled only from 10 a.m. to 2 p.m. The breeze came up around 10:30 but it was not a very steady breeze-nevertheless Fred Martin did get his new heart kite to fly and Charlie M'Clary got his big one-liner inspired by Carl Crowell to fly with the aid of a tail furnished by Ed Lindsay. A drogue sewn by Jim O'Bryant was also used on Fred's heart kite. Gail Lindsay had sewn a new kite with an appliqued ~~gocho- she stated she had made the kite specifically for St. Patrick's Day and named it Mr. Lee Zard, Ed Lindsay stated he had made the bag for Gail's new kite. As you can see, the men in the club really seem to be getting into the sewing thing.~~

As a usual part of any festival there was socializing- it was good to see Skip Parks of Banshee Kites and visit with him- he has relocated to Eureka California now. Richard Chesser also was there as well as a number of people from Arizona and Utah. Kloss and Judith Bertram whom some of the members had met in Long Beach Washington, had recently opened the Nevada Kite & Ski store that was participating and sponsoring the festival. They were pleased to see their friends of the San Diego Kite Club. Randy Shannon from Flagstaff Arizona was very cordial in inviting people to attend a festival in Flagstaff. Randy was greatly impressed with Gail Lindsay's kites (who isn't?) and had a number of his own creations. His card indicates Zealous Kites and Banners and it does appear that he is zealous in his sewing.

Entertainers gave an arm and a leg

The festival had no stunt competitions and the big emphasis was on fun flying for the younger set.

There was Reel-in Reel-out, and high fly competition. Youth groups presented a talent show and skits and the highlight of the festival was a show put on by skydivers. The skydiving was marred by one diver making a landing in rather a crowded area and he broke and _____ ankle and an arm.

Las Vegas did necessitate a little gambling and eating

For such a long drive to such a place as Las Vegas did necessitate a little gambling and eating and although there was no one bragging about winning a great deal, everyone came back with their kite bags as full as when they left so it must not have been too much of a loss either!

I guess any excuse to go to "Lost Wages" Nevada is a good excuse

REVOLUTION
KITES

REV II™

MADE IN CALIFORNIA, U.S.A.
U.S. PATENT 4,202,372

Airplay:

Interview with

Jose Sainz

(Or: "The Man With Too Much Time On His Hands")

by Julie Cable



Jose Sainz (r) with Mr. Fateh Singh Jasol, Commissioner of India Tourism Department (Photo courtesy Jose Sainz)

Originally this started out to focus on Jose's trip to India, but you really need to talk to Jose personally to get the best picture of his travels. Speaking of pictures, he put together a terrific album of photos and mementos from the trip, and he loves sharing them with anyone interested.

When I interviewed Jose in March, he was still incredulous that he'd been to India, in January, to fly kites with some very special kite flyers. What Jose doesn't seem to realize is how special he is. With his quiet, unassuming manner he seems to think it's no big deal to create the Aztec calendar kite, putting in over 200 hours, holding down a full time job, and being husband and father to a lovely family that he seems to spend quality time with, attending if not all, the majority of the kids' sporting events.

When asked about his kites and how they came to be, Jose will tell you that Randy Tom taught him to do the sewing, and that Mr. Bill gave him a tracing of the feathered serpent, Quetzalcoatl, so that he could carry out the theme of his heritage. Making a fish kite in memory of Mr. Bill, seems to have given Jose a way to acknowledge the help and to say thank you. The kite was donated in our club raffle and won

by Bob who flies single lines on any given week day-lucky guy!

When asked how many kites he's made, Jose laughs and says, "I haven't kept track. You can probably count these, if you want to count them singly." We

were looking at pictures of Hyperkite stacks! Stacks of stacks! That wasn't even counting the single line applied kites for which he is now famous. After all, he won Grand Champion and People's Choice awards at the AKA convention in Texas this past October. One of his Hata-style kites pulled in \$710 at the auction held during the convention, and he did the

talking for Randy Tom at the "Applique Techniques" workshop-Randy lost his voice. This is the guy named as the man with too much time on his hands! Right. You know what they say? If you want something done give it to a busy person. Wonder what he does in his spare time?

Doing "Time", off the streets & out of trouble

Just to keep him off the streets and out of trouble he's been asked to make a kite, as well as a pin, to

"...I'm not really seeing a kite, I'm seeing a piece of art"

--Jose Sainz

be used by the World Kite Museum. The pin he's designed makes a small reference to "time." Look for his, and other unique pins to make their debuts at Long Beach, Washington in a couple of months. The kites, pins, and biographies of the makers will

"There's been some talk as to whether putting artwork on kites is right or not. It's just a different medium"

go on a travelling display worldwide for three years, and then auction the kites at Long Beach. I'm making plans now to be there then, how 'bout you? Jose has been flying for 3 years and sewing for two & a half. He says, "You know I started in stunt kites, and how much I liked that? Well, when you're not flying stunt kites, and you're at home, you're thinking about what you fly, or how you fly, instead you sit down and start creating a kite. And I'm not really seeing a kite, I'm seeing a piece of art. And not everything is original. There's been some talk as to whether putting artwork on kites is right or not. It's just a different medium." If you see Jose ask him to tell you about his wife's Pisces kite- great story about making the correct response to your spouse.

I also promised to mention that Jose called Ron Despojado a horse's hiney- the mention is, of course at Ron's insistence, not Jose's. Actually, that's *"Mr. Horse's Hiney"* according to Ron.

No one will be there, trust me

Through all the above banter it became obvious that Jose loves what he's doing. As he says, "It takes me lots of places I wouldn't get to otherwise. I gotta tell you about this story about the trip to India. Everywhere there were people, tons of people in India. All the festivals were lined with people, so Mr. Jasol, (the event coordinator in India) says he's going to take us to his favorite spot where he can take pictures of us and there's no people. I promise you'll have fun, 'cause no one will be around. You can just fly your kite- no one will be there. After four days of travel on a bus, and all the crowds this really sounded good. So we get there, it's a huge open field and there's nobody around, except some white buck


deer, which we didn't see but they were supposed to be somewhere near. Then we started to fly. Mr. Jasol said he'd get some pictures while we flew. I looked around after some time passed and there must have been 200 people-where they came from I'll never know-they must have come from the woodwork. Tons of kids and people who work the fields. Mr. Jasol still thought we were alone, comparatively speaking I guess we were."

Scorpions melt in your mouth, not in your hands..??

The hordes of humans, snake charmers, riots, and most especially the guy who put five scorpions in his mouth seemed to make an eye-opening impression on Jose. Well I guess I'd be a little amazed too.

Take care Jose, and don't let all that idle time on your hands go to waste.

HYPERKITES



NEW ELITE PRO WING

For information on our complete line of High Performance Stunt Kites, please write or call for our free catalog.



720-A Gateway Center Dr.
San Diego, CA 92102
Ph# (619) 262-4712
Fax (619) 262-4714

THE RON REICH CHRONICLES

Part 1 of a series

THIS 8 PAGE POSTING IS A REPEAT OF SOME POSTINGS I MADE DURING THE CALENDAR YEARS 1991 AND 1992. SOME OF YOU LONG TIME READERS MAY NOT WANT TO TAKE THE TIME TO SEE IT AGAIN.

This series of articles was posted on computed network by Ron Reich and is being printed with his permission.

Greetings to all of the new readers and new sportkite flyers. I have used this news group to pass on some of the techniques that I learned and applied during my sportkite competitive career. I am now retired from active participation as a competitor but still feel the need to help those of you that are eager to learn more about the sport. The sport helped me to see parts of the world that I'm sure I would have never seen otherwise. I made 4 trips to Japan, 3 trips to England, 2 trips to France and 1 trip to Germany. My future plans include demonstration trips to Canada and New Zealand. Someone else always paid the expenses. You can also have these kinds of experiences if you practice hard and have the determination to succeed. The basics that I present here have always been the foundation of my performances. For those of you that are in the business of publications I request that you DO NOT in any way use any of this information to gain a profit. I pass this information on freely and I would expect all others to do the same.

NO WIND TOO LIGHT
NO LINE TOO TIGHT

RON REICH o/ o/

POSTURE

Sport kiting requires a certain amount of physical fitness. Not much, but even less if you use good posture. Your posture will be somewhat dictated by the strength of the wind. For light wind, stand relaxed with one foot slightly ahead of the other and your elbows at your sides. Let your arms move in harmony with the pull of the kite. Sorta like elastic springs keeping tension on the flylines. Steer the kite with a gentle pulling and releasing action. You may find it necessary to walk backward if the wind is really light. When you feel more tension in the flylines, Walk slowly forward to regain your ground. It's not necessary to hold your hands above your head to get the kite to go up. For best results keep your hands below your chest. In heavier wind, place one foot ahead of the other with your knees slightly

bent. Let your arms extend forward of your body, but still keep your hands below your chest. Your elbows should be slightly bent. It's very important to keep your hands between your body and the kite. Your hands should be about 3 to 10 inches apart. This will help you maintain a reference for steering the kite. You'll soon realize that the kite pulls more in the center of the wind window. As you get some experience you'll learn to anticipate the kite entering these areas of more pull, and start leaning back before it gets there. Keep your back straight. One foot forward. Bend your knees. Lean back.

BACK STRAIGHT - HANDS BETWEEN BODY & KITE - ONE FOOT FORWARD BENT KNEES - LEAN BACK

In really strong wind, if you're determined to fly, you should consider sitting on soft ground. Spread your feet and dig in your heels. Keep your back straight. Keep your hands between your body and the kite. Lean back. Make sure the ground behind you is soft, because if a line breaks you're going to lay down real fast.

TURNING TECHNIQUES

After you've learned to keep the kite in the sky and fly it in a straight horizontal line the next lesson is to learn the four primary types of turns. These turns utilize the four combinations of push and pull by each hand. Mastering these four techniques will enhance your ability to put together a very versatile routine. The subtle differences will be best illustrated if you practice making these turns while the kite is on a horizontal path. The test figure should be an up turn all the way around and then back to the original horizontal line of flight.

FIRST IS THE "PULL - PUSH"

Start with both hands extended in front of your body. Fly the kite on a horizontal line about 5 to 10 degrees above the ground. Pull on the top wing to initiate the turn and then, when the kite has just about gone all the way around push the pulling hand back to stop the turn. This type of turn is used when carving compulsory figures. It produces the smoothest turning characteristics of a kite.

SECOND IS THE "PULL - PULL"

Start with both hands extended in front of your

body. Fly the kite on a horizontal line about 5 to 10 degrees above the ground. Pull on the top wing to initiate the turn and then, when the kite has just about completed the turn, pull the other hand back to join the first stopping the turn. The effect you should notice is that the kite seems to accelerate out of the turn. This type of turn is used for fast action maneuvers.

THIRD IS THE "PUSH - PULL"

Start with both hands near your chest. Again fly the kite on a horizontal line about 5 to 10 degrees above the ground. Push on the handle with the line attached to the bottom wing to start the turn. When the kite has just about completed the turn, sharply pull the same hand back to your chest to stop the turn. The desired action of the kites is to make it appear to snap back on track. These are called snap turns and very impressive when done one right after the other. This type of turn is used to make the corners of geometric figures such as triangles, squares and octagons.

FOURTH IS THE "PUSH - PUSH"

Start with both hands at your chest. Push on the handle with the line attached to the bottom wing to start the turn. When the kite has just about completed the turn push the other hand out to join the first. The desired action is to slow the kite from its initial speed. This type of turn is necessary for landing a delta sportkite.


All of these techniques of turning the kite, when used with the appropriate walking forward or backward can produce very effective results. These are considered to be the basics of turning a kite and when you become proficient at each you will have a good solid foundation in controlling sport kites.

To be continued.

Next: Straight Line Flight & Speed Control

SDKC Trading Cards 1993

In the tradition of sports cards, America's Funniest Videos, and America's Most Wanted, we are now issuing SDKC Member Trading Cards. Who knows what kind of promotion we can tie into this- perhaps randomly inserted autograph cards? Maybe memorabilia auctions? Blackmail??



Walter Thompson

No. 1

Walter Thompson

Walt is currently the SDKC President as well as the AKA Zone 12 representative. He enjoys flying all types of kites including fighters, stunters & quadlines and has begun making his own.

Walt has been a member since the club's inception in 1990 and a founding member of the "Sewing Studs".

Photo courtesy R. & G. Ocheltree

SDKC Trading Cards 1993

Collect the entire series!

FOLD HERE

CUT ALONG DOTTED LINE



Diana Martin

No. 2

Diana Martin

Diana is a vital part of the SDKC. In addition to being the Secretary, she also is the Co- Events Coordinator along with Connie Morgan.

Diana, and her husband Fred's first SDKC meeting was marked by them winning the grand prize at the raffle. She has won more than her share of prizes at our raffles.

Photo courtesy V. Dalton

SDKC Trading Cards 1993

Collect the entire series!

FOLD HERE

CUT ALONG DOTTED LINE

**SDKC HAWAIIAN KITE FLY AND LUAU
JUNE 5, 1993
MISSION BAY PARK
SOUTH OF THE HILTON
FUN STARTS AT 11:00
FOOD WILL BE SERVED AT 2:00 P.M.**

Come join us for our first catered event. The food will be provided by Bekkers Catering. The menu will be as follows:

**Polynesian Chicken
Pit Roasted Pork
Maui Fried Rice
Hawaiian Cole Slaw
Hawaiian Egg Bread and Butter
Fruit Salad
Peach Cobbler
Punch**

Sounds Great Right? Well the cost to you is only \$8.50. I must have your reservation and money by the May 15th meeting. The caterers require a deposit, and also, a good count on how many of us will be attending is a must! Everyone who has a reservation will be issued a special ticket to show they have paid for their meal. So if you show up at the kite field without a reservation for the dinner there may be a chance you'll miss out on some great food. So please get your money in to me by the cut off date.

You may send a check to me at the following address, or give it to me at any general meeting or event on or before May 15th. My address is : Diana Martin, 1343 Morning View Drive #315, Escondido Ca 92026.

We also have something really special planned so please try to attend. This is the first time SDKC has tried to do something like this and I really think this will be great fun. Hope to hear from you!

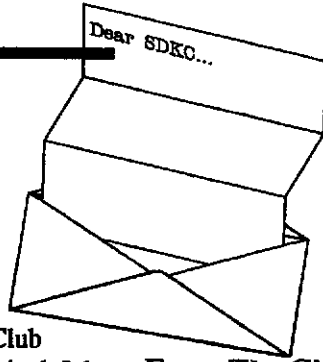
Thanks again John, and the SDKC members involved for all your help and support in making the Ocean Beach Kite Festival the great event it was. We'll see you next year, right!?

Letters-

From the OB Town Council

Dear San Diego Kite Club,

The Ocean Beach Town Council Board would like to thank the San Diego Kite Club for their participation in the OB Kite Festival. John Rogers from the SDKC coordinated the club's contribution to the 45th celebration of kite making, flying, judging, and parading in the local beach community. For the past three years the club has been involved in this salute to the sky, but John's help for 1993 was instrumental in making this event the special one it was. John, his wife Rosie, their daughter Julia, and her best friend Emmy, together carried what has been called the largest box kite made in California down Newport Avenue three blocks to the beach. Once at the sea wall John put his huge kite in the air to join all the other kites flown on another beautiful day in paradise. John spent the next hour or so explaining how he kept his handmade structure in the air. The locals seemed pretty impressed and rightfully so.



Sincerely,

Ocean Beach Town Council

Keep those cards and letters coming

From The City of San Diego Park and Recreation Department...

Dear Members,

On behalf of the Ocean Beach Rec Center, I want to extend a big thank you for sparking our Kite Festival with such a fabulous display. Your time and efforts were appreciated and enjoyed by all. Everyone was very impressed. Please come again.

Sincerely,

Betty Wood
Asst. Director

O
U
KITE
L
E
T

**Patience can pay off!
10% Off any legitimate
price quote.***

**All items will be shipped free of charge
directly to your house.**

Allow 2-4 weeks for delivery.

***Note we will not sell below our cost.**

**Phone: 800-533-5177
San Diego: 299-1548**

Calendar of Events

April

12- Flagstaff Kite Festival 3rd Annual, Flagstaff AZ.

Contact Randy Shannon (602) 779-2828

14- Board of Director's Meeting, O. B. Recreation Center, 7:00 pm

17- Monthly General Meeting, South of the Hilton 1:00 pm

24- Quartz Hill Kite Festival, Lancaster, CA.

Contact Jon & Patty Small (805) 943-

May

1- Uno De Mayo Kite Fly & Pot Luck, see page 3

12- Board of Director's Meeting, O. B. Recreation Center, 7:00 pm

15- Monthly General Meeting, South of the Hilton 1:00 pm.

Bring your money for the Hawaiian Luau

Events are subject to last minute changes. Call (619) 222-9300 for latest updates

KITES, KITES, & MORE KITES



That's right partner, All About Kites has more kites than you can shake a stick at. They got so many kites it takes two men and a boy just to look at them. The salesman is so friendly that even his mother-in-law likes him. So mosey on down to All About Kites.

ALL ABOUT
KITES

SAN DIEGO'S PREMIER KITE STORE

(619) 224-1610

3689 B. MIDWAY DRIVE SAN DIEGO, CA. 92110

ADVERTISING RATES

The San Diego Kite Club is accepting advertising in the newsletter "SKYLINES" to which printing and mailing costs.

The following rates are now in effect for this issue:

Quarter page (4" x 4.5")	\$20
Half page (7.5" x 4.5")	\$40
Full page (7.5" x 10")	\$70
Half back cover	\$60
Full sheet insert	\$75

Interested parties should contact:


San Diego Kite Club
P.O. Box 7977
San Diego, CA 92167

or call 222-9300 for additional information and submission dates

Advertisers should have camera ready art for submission. Inquiries welcome for multi-issue rates.

CAREY WINDERS

QUICKY KITE STAKE



Designed for posting kite lines, and standing kite up for launching.

Also recommended uses include:

- Tent Stakes
- Outdoor Games
- Kite Stakes
- Badminton Nets
- Fishing
- Volleyball Nets
- Hunting
- Construction Lines

Many other uses, limited only by one's imagination.

Colors Available: • Strong Yellow
Horizontal Blue • Corona Magenta

**Call and Place Your Order Today!!
Dealer Inquiries Welcome!**

CAREY WINDERS™

P.O. Box 151740, San Diego, CA 92175-0895
(619) 697-8557 • (619) 697-2405/FAX