

Skylines

The official newsletter of the *San Diego Kite Club*

Vol. V No. 6

November- December 1994

In this issue

Halloween	1
Club Officers Head in the clouds	2
Miscellaneous happenings	3
Wildwood	4 &5
New years Day	6
Roger's Intro To kites	7
AKA Results Treasurer's Report	8
Letters	9
"Stolen Tips"	10 &11
AKA Rokkaku	12
Wildwood (cont'd)	13
Halloween (cont'd)	14
Hospitality Room Artwork November Meeting	15
German- English- French Kite Terms	16 &17
Calendar	18



Jesse Lawrence as "The Kite Kid" at our recent Halloween party. Behind him is Ron Despojado showing his support of "rising" young kitefliers. (Photo by Barbara Behling)

Annual Halloween Kite Fly a "scream";

Goblins, ghosts, ghouls & kite fliers invaded South Tecolote Shores on Saturday October 29 for the Annual SDKC Halloween party. The club provided tricks, treats, and fun for approximately 75 kids and adults who act like kids.

Two groups of kids were visiting us, one from the County of San Diego's Child Protective services, the other from a local church. Each of the little kids were given a trick or treat bag with candy and a few toys including of course a little kite. We served up lunch with a menu consisting of "horror" hot dogs, "creepy" cookies, "chiller" chips, and "nectar of the earth"- otherwise known as fruit punch.

The spirits of the wind had a bad karma that day so the scheduled candy drop from a kite was reconfigured to be a "candy throw". The kids appeared to get enough candy to hold them over for a couple of days

before they are unleashed into their neighborhoods. Two clowns also entertained the little ones with stories, a few magic tricks, a wedding, and balloon animals, hats & swords.

How much ripstop is in that chopper?

A bit further south the Make A Wish Foundation was also having their Halloween party and after they saw some of John Rogers' creations decided to bring in their own big kite. In order for their big thing to come onto the field, all of our kites were asked to set down. Actually they had a Sheriff's Astrea helicopter land on the field for display. Many of us wondered how much pull it would have if we bridled it up correctly.

Elsewhere in town was Virgil and Freida Dalton acting like big shots in the back of a limo. John Rogers had the idea of welcoming back Virgil after

see Halloween, page 14

SDKC Officers 1994-95

President

Ron Despojado

Treasurer

Roger McComb

Equipment Manager

Larry Morgan

Vice President

Larry Mixon

Membership

Larry Morgan

Archivist

Charlie McClary

Secretary

Linda Mixon

Events Coordinator

Donna Cutler

Advertising Coordinator

Roger McComb

Board Members

Stephen Johannesen

Connie Morgan

Jim Nettles

John Rogers

Walt Thompson

Special Events

Diana Martin

Founder

Dan Willan

Past President

Fred Martin

Head in the clouds

"SKYLINES" is published bi-monthly by the San Diego Kite Club. All articles related to the sport of kiting are encouraged.

All opinions expressed are solely those of the individual author and not necessarily those of the San Diego Kite Club.

Unless specifically marked "Not for republication" all submissions are available to other kiting publications without compensation. The "SKYLINES" staff reserves the right to edit all material.

Deadline: 15th of odd numbered months for publication to following issue.

San Diego Kite Club
P.O. Box 7977
San Diego, CA 92167
USA
Ph. (619) 222-9300

1994 is rapidly coming to a close and SDKC's year of events has been good.

Here we are again thinking about the New Year and any resolutions that we may want to attempt, maybe lose weight, stop smoking, or learn how to fly a different type of kite. Paid membership in our club has been holding steady between 90 to 100. This is fine, but I believe we increase our numbers or else get more members out to participate. At one time we were considered the fastest growing club in the nation. This message for more membership participation is nothing new, in fact its down right repetitive.

But again we ask: "What's it going to take?"

The hard working people behind the scenes are

extremely dedicated. They give their free time to put together events for everyone. It would be nice to either relieve them, help out, or just come to an event for a higher ratio of "preparation time" vs. "fun time."

On other issues, we are gearing up for our Annual New Year's Day Fun Fly. Word has gotten out about this and we expect many out of town guests including Mr. Ishiyama from Japan (see article elsewhere in newsletter).

October was the month of the AKA's National Convention in New Jersey. I personally spoke to at least a half dozen people who are wondering "When is the Convention coming back to San Diego?" Among these was Jim Miller, who pretty much heads the Convention Committee. They want us for 1996. Let's do it!

!! HOTLINE NUMBERS !!

San Diego Kite Club (619) 222-9300

AKA Automated Information
(408) SEE-4-AKA
733-4252

RON

Available at your local kite retailer:

REVOLUTION I



"Unbelievable 4 line performance!"

**THE ADVANTAGE™
FRAMING SYSTEM**

□ **The choice of the pro's**

Now available!

**BACKLIT
TRACKER**



MADE IN CALIFORNIA, U.S.A.

REVOLUTION
ENTERPRISES INCORPORATED

MISCELLANEOUS HAPPENINGS

DECEMBER 10th MEETING. Gift raffle. Please bring a gift to the raffle. Tickets will be \$5 apiece. You will receive only 1 ticket. Bring food for the food drive and you will receive an additional ticket. Proceeds from the drive will go to the AIDS Foundation. This will also be a Cody fly day. If you have one, bring it to fly.

JANUARY 1ST 1995- NEW YEAR'S DAY FUN FLY AND POTLUCK!! let's celebrate the New Year's right! There will be no bowl games to watch, they're on Monday. So lets all come to Mariner's Point, bring a dish for all to share and lets fly a kite. There will be a Tail Grab, a raffle for a Revolution, and much more. Fun starts at 10:00, so be there!

Women unite! Let's have a page in this newsletter for recipes. I want a recipe from all women in the kite club in the next newsletter. Sounds like fun, it will be. We all like to eat, right? We all like

something new, right? We all like to shop, right? Oh, excuse me, that just sort of jumped in there. So women of the kite club, lets get a page. Write an article or send in a great recipe. Deadline will be January 21st at the meeting.-- Diana Martin

Changing of the guard. SDKC wishes to thank **Donna Cutler** for her help at our general meetings with the food service. Unfortunately circumstances prevent her from continuing at that capacity. **Virginia Warnke** will assume those responsibilities until further notice. Thanks to the both of you.

"The number you have reached..." SDKC's kite hotline has been going through some changes. **Torri Cable**, who has had the responsibilities of the hotline has relocated and our phone line was temporarily routed to her home number. It has been decided that a phone / voice mail service would best serve the club's needs and **Torri's "change"** is the perfect opportunity. We should be back on-line soon if not already. **Thanks to Torri Cable** for the time spent over the past couple of years handling the hotline duties.

Do you have a small news article that we should know about? Let your fellow members know by sending it to us for the upcoming newsletter.

New Jersey town awaken by AKA Convention



Jose Sainz preparing his "Aztec Warrior" kite for flight. (All photos courtesy Jose Sainz)

New Jersey was the locale for the AKA's 17th Annual Convention. The San Diego Kite Club was well represented by Pam Kirk, Mike Dennis, Torri Cable, Ed & Gayle Lindsay, Jose Sainz, Jim O'Bryant, Jim Hadzicki, and Ron Despojado. Wildwood New Jersey was the actual setting for the convention. This was classified as a "seasonal" town where there

are high and low seasons. After Labor Day, the town is in its low season.

The beach is fronted by blocks full of motels, most of which were empty. One of the hotels, called the Rio Vista,

a burro and its accompanying hombre

had a life size statue of a burro and its accompanying hombre outside its entrance- it just didn't seem like they belonged in this part of the country. An amusement center was down a bit on the boardwalk, but closed. We were the only people in town. There was a total of two places in town for breakfast. Only one bar was open.

The beach was very wide with hardpacked sand. Needless to say, the buggies were going full force. One of the seminars was on buggying, which we know to be the latest in "air powered tethered sports" (kiting). Other seminars included power kiting, indoor flying, and California's own Ron Gibian & Bobby Stanfield holding a seminar in kite making.

Mother nature cooperates, then smothers

The weather was different each day. There was never a lack of wind as is the case in almost all kite events. Each day of the Convention there was a scheduled Mass Ascension of kites of similar types. If you participated you received a pin recognizing that type of kite flown that day. The AKA underestimated the amount of participants and pins ran out each day so IOU's were given in their place. Of the consecutive days of the Convention's duration, the scheduled final Mass Ascension was postponed



- High flyers
- Stunt kites
- Fighter kites
- Accessories
- Flight lines
- Publications
- Windsocks

For price, selection, & service, come to

KITE COUNTRY

566 Horton Plaza San Diego, CA 92101
(619) 233-9495
(Top level opposite UA Theaters)



Torri Cable responding to a question about her auction item

due to *too much wind*. Wind readings were in the 25-30 mph range. It was on of those times where the back of your legs were being sand-blasted, that is, if you only brought shorts to wear. That days events were postponed until the next day. The final Mass ascension was held when on a day alot of kitefliers had left, so a complete set of pins was relatively rare.

The auction was full of highlights. Among the items sold was a California Wasp sold for over \$ 400 and two brand new never flown Neos-Omega (now "Revolution") sails. One went for over \$400, the other \$600. Pins, pins pins!! Kitefliers just can't get enough pins. The majority of items were one of a kinds, autographed items, and just plain neat kite

"Why did they make a big deal over such a little thing?"

stuff. One of the more humorous items auctioned was a photo of Corey Jensen at a buggy event. If you recall, Corey has this thing about bugging in complete freedom, I guess to cut down on wind resistance. SDKC's own Torri

Cable had the high bid on it and took possession. Several females in the audience wanted to sneak a peak and one of the comments overheard was "Why did they make a big deal over such a little thing?"

Dave Gomberg was given a double-barrel pie in the face by AKA Presidential candidates Richard Dermer and Peter Dolphin. This years auction surpassed last years record with an amount in excess of \$ 28,000.

The only open bar in town had live entertainment on the final night. Was it Springsteen, since this is his home state? Nope. It appears alot of kilters also have musical talents. Mostly from the East coast, the band rotated musicians through each set, with the music going from blues, to rock & roll, to rap, to oldies, to whatever. A sign inside the bar stated "Free beer all day tomorrow." Funny thing- that sign never changed

see "AKA-New Jersey", page 13



Ed & Gayle Lindsay at the AKA awards banquet

San Diego Kite Club Special:

\$39.00

1- 4 persons

Valid Thru 5/26/95

- ◆ Kids 18 & under stay FREE with parents
- ◆ Free Cable TV, ESPN, & HBO
- ◆ Outdoor heated pool & jacuzzi
- ◆ Free covered parking
- ◆ Complimentary continental breakfast
- ◆ Non-smoking rooms available
- ◆ Food machine & microwave in lobby
- ◆ AAA approved

2485 Hotel Circle Place
San Diego CA 92108

Located in Mission Valley
"The Heart of San Diego"

1-800-824-0950



FABULOUS
INN S A N D I E G O

CONFIRMATION HAS BEEN RECEIVED BY ANCAL THAT Kiyoka Ishiyama, Japan's foremost kitemaker and living legend in the kiting world of Japan, will attend the New Years Day Fly along with his wife and Noriko Takahashi and her friend. The party of four will arrive in town on December 30th. They will tour and visit around San Diego on the 31st and celebrate New Years Day at Mariners Point with the San Diego Kite Club.

Japan, the country that is known for kites, has many wonderful shapes and colors that are used in the making of these wonderfully beautiful kites. In Japan, the kite is a handicraft item, yet in many other parts of the world it is considered a toy. This in turn makes this wonderfully Japanese handmade kite a valuable item and each year the demand and values increase for these handmade treasures.

Masculine vs. feminine kites

Kiyoka commented: "I want to do handwriting on the kites to make them more desirable. Consequently; I can not mass-produce them". Mr. Ishiyama's kites are of the Edo period with the Tsugaru style, the style that he creates. "The forte of the Edo kite is in the fine detail and in addition it is like a Kabuki painting, flowery and lively. By contrast, the Tsugaru kite is a heroic, splendid one". Thus, he says, the Edo is feminine and Tsugaru is masculine.

A study done sometime ago determined that many regions have their own style of kitemaking and there are some 350 varieties of kites; such as, yakko (brat), square, darune (dharma), tonbi (inverness), hexagon—many shapes. Kiyoka comments; "As you know, a kite is a simple toy made from paper and bamboo. Simplicity is a Japanese tradition. On top of that, using readily available materials to make something to soar is like the ambitious dream of the diligent, industrious character of the Japanese".

A new style of kite

In the last 55 of his 66 years he has become obsessed with kitemaking and has succeeded in creating the Ishiyama style of Japanese kite. It is called Kiyoka Paper Kite. During the middle Edo period to the early Taisho period a kite called

"Hiotachiyatsuwa" lost its appeal. Kiyoka found a phantom kite in its original frame and, learning about the history, has reconstructed the kite to it's original form. "When I see this kite going up, it stirs my soul to the extent that I feel like I am that kite", he says. I had the pleasure of meeting Kiyoka (Seiko) Ishiyama at the 1993 Redwood Kite Festival and thoroughly enjoyed visiting with him and seeing his art. We hope everyone will come out and honor this gentleman from Japan.

"
I want to do
handwriting on
the kites to make
them more
desirable.
Consequently I
cannot mass-
produce them."
"

**Kiyoka
Ishiyama**

Japan's foremost kitemaker coming to New Year's Day Fly

By Neil C. Tuthill

Yet another reason to attend the New Year's Day Fly. This is a rare opportunity to meet a kiting "Living Legend".

TRADITIONAL HANDICRAFT

Kites abound in almost every country in the world. We all have a dream to fly like a bird. When we hold onto a kite line we have a little of the feeling that we are flying like a bird. Kiyoka's workshop is located some seventy kilometers outside of Tokyo. He displays many sizes, shapes and colors of kites and from the ceiling hangs a Chinese kite, the head of a dragon.



Kite Claw
Spar Remover
patent pending
A JO BAR DESIGN by ANCAL
13107 E. Whittier Blvd. • Whittier, CA 90602

FREE Lanyard Included
Fits all Major Rods



- CUSTOM FRAMING BY JO BAR DESIGNS
- PINS-CLOISONNE, ENAMEL, PRINT ENAMEL
- CUSTOM T-SHIRTS & JACKETS
- COMMERCIAL PRINTING FOR STORES & EVENTS



13107 E. Whittier Blvd. • Whittier, CA 90602-3048
(310) 696-5266 • fax (310) 698-6217

If you were to
ask people in
the kiting

"How I got started flying kites"

by Roger McComb

community today how they got started you would probably get a wide variety of reasons. Whether you ever wondered or not, this is my story.

Several years ago when I was still in the Navy, the ship I was stationed on was sent to Portland, Oregon for a fourteen month overhaul. We got up there a week before the yearly Portland Rose Festival. As part of this festival they have a hot air balloon festival. Some of us from the crew were asked to crew for the balloonist. At the festival sight they had set up a small arts and crafts bazaar. We were walking around the bazaar and one of the booths was selling wind toys. One of these toys was a dual-line stunt kite for around \$35.00. I wound up buying an orange kite which then wound up in the back of my truck for several months. One night I was out in the parking lot having some beers with my buddies and while looking through my truck for a frisbee I happened upon the previously forgotten kite. I got the kite out, put it together and as you guessed, we proceeded to kill the poor thing. I think it survived about 10 minutes before it wound up in the dumpster.

Got bit on first experience

Although my first experience with stunt kites was not very proper I did get bit by the "bug". A couple of days later I found myself in a real kite store buying areal kite. My first kite was a "Stinger 750" with 110 pound line on a halo spool. The store owner told me where to go to fly and that is where I went. My first trip to the flying field was uneventful due to the lack of wind, which is pretty rare for that area. The next weekend I was back out there determined to get my kite up into the air. I arrived at the field and saw that there were already some guys out there flying so I knew this was the day. I got my kite set up and flying on the first try! I was having a ball flying when I saw this guy flying a kite into and out of the trees at the edge of the field. I was intrigued but kept my distance. I was to find out later in San Diego that this was the Revolution and as you all know that is what I spend my time flying these days. I went back several more times to fly and eventually wound up meeting Mike Sterling who is the creator of the "Cyborgs" and a really nice guy. We eventually returned to San Diego where I soon discovered that my Oregon kite just wouldn't do for the low winds of San Diego. Next stop was Kite Country where I wound up buying a Spinoff and a lightweight frame kit. Back to the field and I was in business.

I soon discovered that the spinoff was a very limited kite and somehow wound up at All About Kites and have never left. I bought a purple and black Falcon from Jim, flew it a couple of times and didn't really like it so I went back and traded it in on a purple and black Rev I that has finally reached the "trade-in" stage of it's life. I am presently waiting on Revolution to finish my custom red, white and blue Rev I. I do not remember how I became involved with the club, who I met first or what but I do know that I have really enjoyed the last couple of years of flying and friendship. My second year in the club I took on the responsibility of advertising coordinator for the newsletter and this past year I was elected to the office of Treasurer. What does the future hold for me and our club? I am not sure but whatever it is I am sure it will come with strings attached! See you at the New Years Day fly!

One of SDKC's more active members reflects on his beginnings in kiting.

Custom Framing By John Barresi

- FRAMING FOR ALL TYPES OF SPORT KITES

- KITE TUNING

- ADVANCED LESSONS

- DEMONSTRATIONS FOR PARTIES, COMPANY PICNICS, SPECIAL EVENTS, ETC.

JO BAR DESIGNS

Phone: (310) 696-5266 • fax: (310) 698-6217
13107 E. Whittier Blvd., Whittier, CA 90602

AKA Election Results...



Pete Dolphin has been officially elected as **AKA President**.

(The Rok battle results were not required to break a tie.)

Subject: New AKA President!

Now it can be told!

The results are in and tallied.

Dave Gomberg	4
Richard Dermer	655
Pete Dolphin	663

So by 8 (count'em- 8 votes), Pete Dolphin is the new president of AKA.

Pete's Executive Committee is as follows:

Richard Dermer	1st VP
Fran Gramkowski	2nd VP
Betty Hirschmann	Rec Secy
Maggie Vohs	Treasurer

Directors at large:

Darrin Skinner
 Sherrie Arnold
 Susie Edison
 Tim Waters, who got our convention pix on the AP wire.

Other results which may not have been posted here are:

Region 9 Director:	Dave Colbert
Region 10 Director:	Dave Christenson
Region 11 Director:	Tom McAlister
Region 12 Director:	Walt Thompson
Region 13 Director:	Tomas Sasaki.

Regional Directors take office immediately.

President and Executive Committee take office January 1, 1995.

Mel Hickman is the new Executive Director, beginning Jan 1.

Treasurer's Report

Beginning balance 6 Aug. 1994 \$ 1,635.93

Income:

Ads	\$ 320.00
Memberships	389.00
Pins	90.00
Shirts	390.00
Raffles	101.00
Food	64.50
Manhattan	
Beach Fly	500.00

TOTAL INCOME: \$ 1,862.50

Expenses:

Promotional:

Raffle Tickets	\$ 8.45
AKA New Year's	
Day Ad	125.00
Shirts	1,017.90

Sub-total: \$ 1,151.35

Printing: (Newsletters)

July- Aug	\$ 352.25
Sep- Oct	316.58
Add'l	8.98

Sub-total \$ 677.81

Events	496.51
Postage	181.93
Phone	16.31
Bank fees	33.40
Misc Supplies	18.16
Misc expenses:	
Awards, fax, etc	165.32

TOTAL EXPENSES: <\$ 2,740.79>

Balance on 18 November 1994

\$ 757.64

Prior to the AKA Grand Nationals in New Jersey, only 2 votes separated Richard Dermer and Peter Dolphin for AKA President.

At that time, ballots from the International members had not been received due to mailing delays.



Letters-

November 17, 1994

San Diego Kite Club
c/o Diana Martin
P.O. Box 7977
San Diego, CA 92167

Dear friends:

On behalf of the staff and children at Polinsky Children's Center we would like to extend a special thank you for your wonderful Halloween party at Mission Bay for introducing us to your group of volunteers.

With the increasing number of children needing the services of Polinsky Children Center, donations



and your services enable us to meet with the children's needs and aid our staff in making the children's brief stay a little more comfortable.

Again, thank you for your consideration and kindness to our children and for being an important part of our efforts.

Sincerely,

John Robbins, ADD
Polinsky Children's Center

Roseanne Perrone,
Community Resources Coordinator

The San Diego Kite Club welcomes and encourages feedback from all members. All entries to be published must be signed however names will be withheld upon request.

*Kite, follow a path
drawn by the Keeper of the Golden
String*

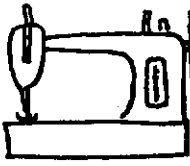
*Dive in Dophin play
and turn in Swallowtail chase*

*For the Feet touch the ground
but the Mind dances with the
Wind*

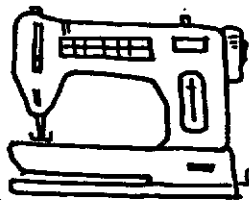
from Grandmaster Kites, submitted by Walt
Thompson

806 E. Balboa Blvd.
Newport Beach, CA 92661
(714) 673-0450

CHOICE OF MACHINE: - STRAIGHT OK. - ZIG ZAG BEST.



STRAIGHT STITCH



STRAIGHT & ZIG ZAG.

READ OR REREAD THE INSTRUCTIONS!
AND PRACTICE - PRACTICE - PRACTICE.

DON'T SEW IF YOU ARE TOO
TIRED - ILL - DRUNK - YOU'LL
JUST WASTE TIME & MATERIAL

GET ONE!
STITCH RIPPER - & USE IT.


NEEDLES &

PINS ON RIPSTOP USE PINS SPARINGLY - THE HOLES DON'T
CLOSE ON REMOVAL. IF YOU MUST - PIN AT RIGHT ANGLES TO
LINE OF SEWING AND STICK OVER PINS... SLOWLY

NEEDLES CHECK WHAT NEEDLES YOUR M/C USES
MOST DOMESTIC M/C USE FLAT SIDED ONES.
IGNORE ALL THE NO'S: LOOK FOR NO 18, 16 OR 14.

NO 18 FOR HEAVY SEWING OR LOTS OF THICKNESS
NO 14 GOOD ALLROUND NEEDLE ANY NEEDLE BELOW 14
TOO LIGHT TO BE SAFE.

TIP



BLUNT NEEDLE!

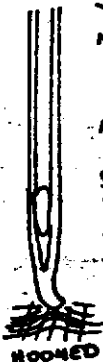
PROBLEMS -



BENT



BLUNT.



HOOED

CHANGE YOUR
NEEDLES
OFTEN.
&
ALWAYS
KEEP A
STOCK -
YOU KNOW
IT MAKES
SENSE

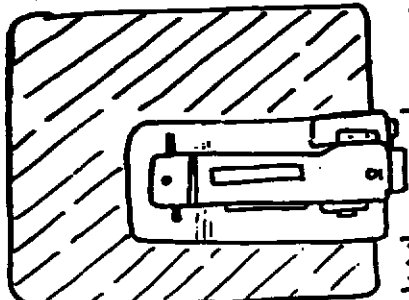
THREAD YOU'RE GOING
TO PUT A LOT OF TIME
& EFFORT INTO YOUR KITES SO
DON'T USE CHEAP THREAD.
FOR RIPSTOP USE ONLY
~ POLYESTER ~
COTTON CAN SHRINK & PUCKER
CHECK WITH A FLAME IF YOU'RE
NOT SURE

YAWN
TIME SPENT
SEWING RIGHT
IF NOT - HEAVY
WILL FLY WELL




OTHER THINGS TO MAKE

BIG KITES CAN BE
EASIER TO SEW IF YOU
MAKE AN EXTENSION PLATFORM FOR
YOUR MACHINE - DIMS APPROX



8" x 4" x 13"



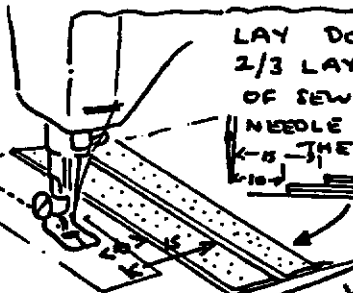
ON A SUPPLY OF BOBBINS
SAVES TIME & FRUSTRATION.

ALWAYS CUT POLYESTER
DON'T TRY TO
BREAK IT.

TIP - IF YOUR FOOT HAS A
GROOVE IN IT
TO SHOW SEWING
LINE FILL THE
GROOVE WITH TIPPER
FOR EXTRA CLARITY

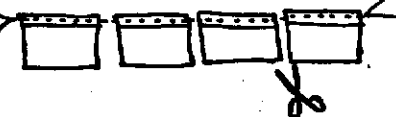
WANT A 100% IMPROVEMENT IN YOUR SEAM STRAIGHTNESS ?? FOR 3p OR LESS

LAY DOWN A STRIP OF MASKING TAPE
2/3 LAYERS THICK RIGHT ACROSS WIDTH
OF SEWING TABLE 10" IS AN FROM
NEEDLE - THEN IT'S EASY TO GUIDE
THE RIPSTOP ALONG THE EDGE
100% IMPROVEMENT IN SEAM
WIDTH CONSISTENCY!




SPEED TIP

IF YOU'RE SEWING A
SUCCESSION OF ITEMS
DON'T STOP BETWEEN
AND SNIP OFF -
FEED THEM UNDER THE
FOOT ONE AFTER THE
OTHER LIKE A STRING OF
GLASS

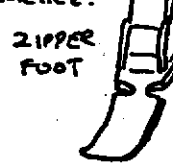


WHAT FOOT TO USE?

YOU CAN GET FANCY 'WALKING FOOT'
ATTACHMENTS - NOT REALLY WORTH THE COST
I SUGGEST THE NORMAL FOOT WORKS BEST
WITH PRACTICE.



ZIG ZAG
FOOT
ALLROUND



ZIPPER
FOOT

GOOD FOR
GETTING
CLOSE TO
RAISED SEAMS
OR CORING
ROUND EDGES.



EDGE
FOOT

HARD
USE - I
SUGGEST
YOU FORGET
IT!

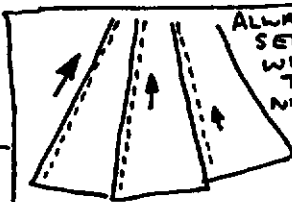
G RIPSTOP

WINDING UP THE MACHINE - STITCH LENGTH IS IMPORTANT - IF YOUR M/C JUST HAS NOS - USUALLY, 0-4 THEN A TEST RUN AT VARIOUS SETTINGS AND DYMO TAPE THE RESULTS BY THE DIAL. FOR MOST, IF NOT ALL, 8 STITCHES PER INCH IS THE BEST. - CLOSER, AND THE RIPSTOP WILL TEAR

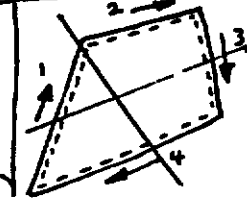
RIPSTOP IS SLIPPERY - BUT YOU CAN SOON DEVELOP YOUR OWN TECHNIQUE. PRACTICE ON SCRAP. DON'T RELY ON THE M/C TO DO THE WORK - KEEP A GENTLE PRESSURE WITH YOUR LEFT HAND.



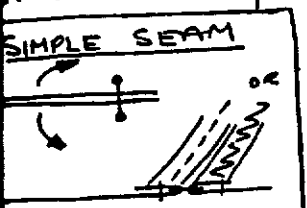
THIS HAND ALIGNS THE EDGES AGAINST TAPE GUIDE.



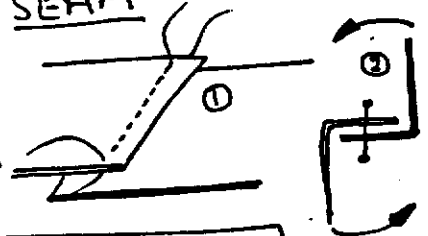
ALWAYS SEW - WIDE TO NARROW



SEW IN SAME DIRECTION SO YOU KEEP SYMMETRY



LAP SEAM

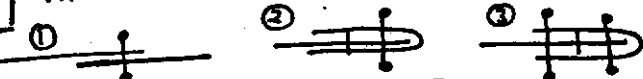


NEAT: BUT PLAN AHEAD!

HEMS :-

USE SHORT LENGTHS AT A TIME - CHECK CONSTANTLY BUT WORTH IT BUY A HEMMER


EDGE BINDING - CUT YOUR OWN (HOT CUT) FROM RIPSTOP OR BUY NYLON/POLYESTER NOT COTTON TEST WITH FLAME IF NOT SURE. THIS IS DIFFICULT TO DO TRY THIS:



CAN SEW LOOPS FROM BARBED LINE IT FLATTENS NICE LY

IF HEMS ARE A PROBLEM - YOU CAN WAX OR GLUE (BUT) UHU THEM. YOU USE DOUBLE-SIDED TAPE TAKE CARE DON'T SEW THRU' IT YOU'LL GUM UP THE NEEDLE - UGH

SPARE POCKETS 2-4 OR 8 LAYERS OF RIPSTOP CAN BE VERY STRONG




CORNERS ETC



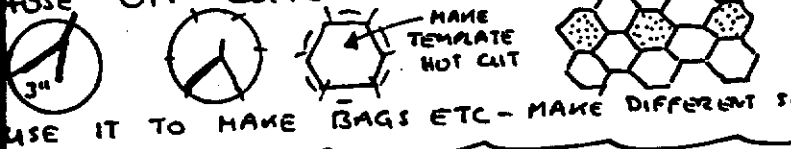
RE-INFORCE WITH SAILCLOTH OR HOT CUT R/STOP

LONG POCKETS TO KEEP THEM EVEN TAKE THE TROUBLE TO MARK THE FOLD LINE



WITH CARE AND A SMALL ZIG-ZAG YOU

WHAT TO DO WITH ALL THESE OFF CUTS - MAKE PATCHWORK!



MAKE TEMPLATE HOT CUT


USE IT TO MAKE BAGS ETC - MAKE DIFFERENT SIZES.

YOUR HEMMING PROBLEMS TRY AN OVERLOCKING MACHINE! QUITE EXPENSIVE BUT FAST!

MOTTO: PLAN AHEAD

FOR SOME MAKES OF M/C YOU CAN GET A ROLLER FOOT - I FOUND NO REAL ADVANTAGE OVER THE NORMAL FOOT.

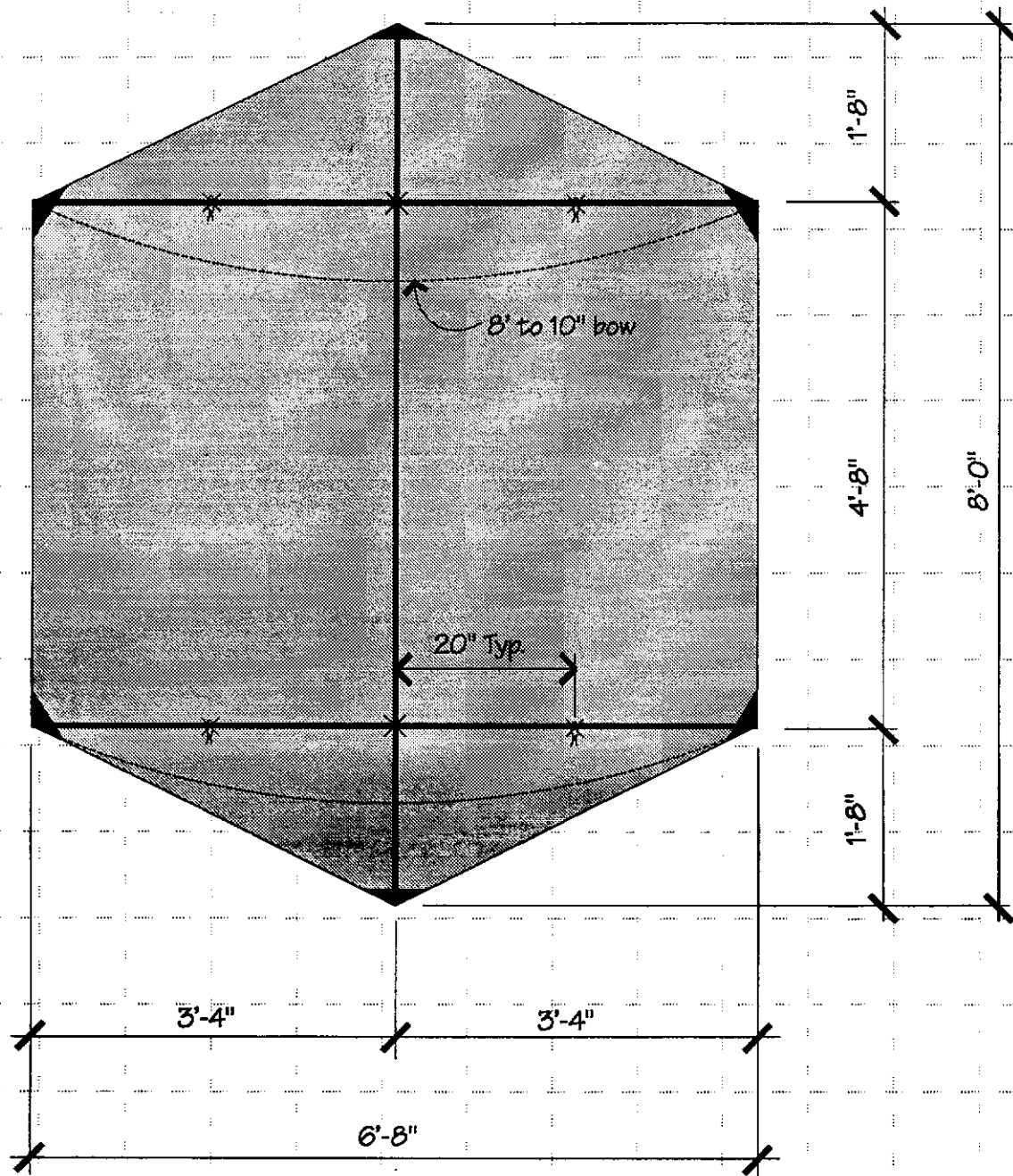
DON'T TRY AND JAM LOTS OF MATERIAL UNDER THE ARM.



ROLL IT UP & IT WILL PASS THROUGH SMOOTHLY - FOR LONG PIECES USE DROWN STICK AS CENTRE CORE.



HUGH ANDREW - 1990 -



Sanjo Rokkaku
 area= 42 sq. ft.

This is the "Standard" AKA Team Challenge Rokkaku used in all the Rokkaku Challenges. With the exception of the kite's graphics denoting the team, and the framing members & fittings, the dimensions are typical. Thanks to AKA Region 12 Rep Walter Thompson for this submittal





Jose Sainz (L) and Ron Despojado (R) feeling homesick for Southern California



AKA- New Jersey: *Free beer; "Who's tag do you have?"*

continued from page 4

from day to day. I guess we all were one day early for the free beer. Name tag exchanging is a big thing at the convention. The bar seemed to be the headquarters for this.

FOOD FIGHT!!

The banquets were lots of fun. Those kitefliers, always have to have something in the air, whether it be kites or dinner rolls and patties of butter. A few solo chuckers were going at it, but eventually it was table against table. Outgoing president Dave Gomberg was presented with a rokkaku with the words "Dave's World" across it and a graphic of the world with markers showing where he has visited during his multi-term as AKA head honcho. The awards for stunt kites were dominated by those from the "Eastern League". As many of the winners came up to receive their award, a challenge was thrown out for the next day's Rokkaku challenge. Each of them stated they would be victorious. Many of the clubs were highly visible. The Lehigh Valley Kite Society were all dressed in Japanese kimonos and each member has a banner with their own design on it along with the LVKS logo.

SDKC's representatives

From all perspectives, the SDKC must have been the farthest traveled club represented there. Three club members gathered awards. Jose Sainz was the big winner with his Aztec Warrior. He earned 1st Place in flat and bowed, and Grand National Champion for the second time. Gayle Lindsay won

2nd place in rokkaku with her "Visions" kite, 2nd place in flat & bowed with her "Cloud Man" kachina, 3rd place in Figure & Novelty with her "Eagle" kachina, and a special "Artistic Merit Award" for her "Cloud Man" kachina. Ron Despojado won third place in Open Individual Quadline ballet.

The convention was an extremely event filled four days. Some attendees even flew kites. Tulsa Oklahoma is the site for the 1995 convention. 1996 has yet to be decided. San Diego has been mentioned as a possible site. We deserve it.

KBI
presents...
Kite Workshop #1

VIDEO
"Discussing types of fabric & how to sew them"

"When doing anything as labor intensive as kite making, any reduction in the learning curve is beneficial. Steve Ferrel (KBI) has done a great service to the novice builder with this video."

Bob McGivray, BAINBRIDGE/
AQUABATTEN

**Kite Builders
International**

Subscribe to and learn
from "The Kite Builders
International Journal"

Annual KBI Membership = \$20.00
5555 Hamilton Blvd. Wescosville, Pa 18106
Phone & FAX: 610/395-3580

KITE STUDIO

M,W,F 9:00-5:00 Tu, Th 12:00-8:00
Phone & FAX: 610/395-3560

5555 Hamilton Boulevard
Wescosville, PA 18106

SUPPLIER OF ALL YOUR KITE BUILDING NEEDS

Bainbridge, Icarex North, and Orcon fabrics, AFC, Glasforms, Skyshark, and Windsport Spars, Sewing Notions, Design Master Paints, Glues, Spray Adhesives, Screening, Velcro, Tools, Nylon Bonded Thread, Oak Tag, Spectra, and much more!

Halloween:

Big shots in the back of a limo

continued from page 1

his recent hospital stay by having members of the club give him and Freida the use of a limo for the afternoon. Members were asked to chip-in for the limo in exchange for signing his "Welcome Back" card. John and Ron Despojado went up to the Dalton's house via limo and boy were they surprised!! John videotaped their getting into the limo and the four were collectively driven down to the kite field. After a brief visit with club members, John and Ron exited and the Daltons were on their way any where their heart's desired. According to the driver, they visited Mt Helix, downtown San Diego, Harbor

Drive, and generally cruised the town. We're not sure if they behaved themselves in the back of the limo, hopefully they didn't. According to the chauffeur, "...that's privileged information."

One of these wasn't wearing a costume.

".. that's priveleged information."

The Dalton's chaffeur when asked if the Virgil & Freida behaved in the back of his limo.

The costume contest featured the Grim Reaper, an old man in a long dark jacket, a little girl in a "Don't Bug Me" shirt, a ballroom dancer, and a soccer player with a kite anchor coming out of his head among others. The top three winners were from the same family: Greg Lawrence as Snidley Whiplash



Virgil & Freida Dalton in the back of a limo courtesy of their friends. (Photo by John Rogers)

("nyeh ah ah!") coming in third, his wife Barbara Behling as Esmerelda the Gypsy in second, and little Jesse Lawrence as the Kite Kid the overall winner. All through the day SDKC members were waiting for the wind to pick up so that we could fly Jesse. An Aruba stunt kite from All About Kites was his prize.

Some of our out of town guests included Chuck and Janet Meyer, and Jon and Patty Small. The Small's passed out little goodie bags that included a spider ring and a tiny Halloween kite with thread. In the evening about 2 dozen of the big kids got together at Fiesta Island for a night fly. For the first time there was actually a little bit of wind. Walt Thompson flew one of his single liners with a flashing strobe on it. Chuck Meyer also got one of his kites in the air. There was also a delta kite complete with flashing lights in the sky. The ultra light winds made flying difficult. Aound the bonfire stories were being told about their latest adventures in kiting and a few jokes made it to the circle also. We were all waiting for someone to attempt to jump the bonfire- no takers. Doughnuts, hot chocolate, cider, and coffee was being served to cap off a certainly full day of activity.

BIG DIPPER™



by
RIDE THE WIND

Come in for a test fly today
It will

BLOW YOU AWAY

24625 Del Prado
Dana Point, CA 92629
(714) 443-1084

Thanks to those...

Our 3rd (Annual) Halloween party was held on October 29th. Wind? What wind? The candy drop was a candy throw. At least none of the children went home with sore heads. Other than that the kids seemed to have a great time. Approximate 38 to 40 children attended. I want to thank Linda Mixon, Virginia Warnke (who is always helping me) and Connie Morgan who helped to prepare and serve hot dogs. I really do appreciate their help. Unfortunately I was not able to attend the night fly, but I do appreciate those who attended. Next year I WILL be there.-- Diana Martin

New Year's Eve Hospitality Room

A hospitality room has been arranged for members and guests prior to SDKC's big New Year's Day Celebration. The date will be December 31, 1994 at the Mixon's Suite in the Fabulous Inn. According to the Inn's management, they have received several reservations for out of town guests. The club will pick up the tab for the one evening but will be asking for donations. Food and drink will be served. This will be a great opportunity to socialize and welcome our special guests before the next day's extravaganza. We plan to informally meet on the kite field that day and hopefully carry the good times and company into the evening onto the next year.



No losers at November's Kite Games; Well-dressed members abound

The November General meeting marked the introduction of SDKC's new apparel. As advertised in the last "Skylines" issue, a new front logo and sleeve graphics differentiated these from our previous run. The pre-ordered sweatshirts were the biggest hit, followed by the long sleeve T shirts. We still have plenty of regular T shirts and golf shirts. Due to the unforeseen demand, a limited secondary run of sweatshirts and long sleeve T's is in the works.

The meeting also was to feature Kite Games with a Tail Grab and downwind landing challenge for the dual liners, and a fighter kite competition for others. Well, the lines snapped during the second match of the Tail Grab so that competition was scrubbed. Not to be outdone, the Fighter Kite competition was not held due to inappropriate conditions- too much wind.

But, those shirts sure look good. And we can work you into the payments, let me talk to my boss about giving you a "special one time deal" cuz I like you.

**SOUTH ORANGE COUNTIES
FULL SERVICE KITE STORE**

RIDE THE WIND

**24625 Del Prado
Dana Point, CA 92629
(714) 443-1084**

SUBJECT:

German-English-French terms for Rec.kites

This posting off "The Net" was supplied to us by Walt Thompson. And to think, we usually learn the "dirty words" first

This is rec.kites German / English / French list of kite building related words. Drachen magazin has gained popularity abroad and many people not reading (fluently) German have got interested in the plans published in Drachen magazin. We hope this will help to understand those quality plans.

This list of terms may be reproduced in non-commercial publications when credit is given to rec.kites and the following five contributors.

Bernhard Malle Markus Witt Simo Salanne Luc Marchand Kenny Blackburn

Simo Salanne Simo.Salanne@csc.fi
Markus Witt markus@mwhh.hanse.de
Luc Marchand luc@camscan.co.uk
Kenny Blackburn blackburn@physics.watstar.uwaterloo.ca
Bernhard Malle Bernhard.Malle@dbag.ulm.daimlerbenz.com

Version 94.01

Attention: 8-bit-ascii character-set

<u>German</u>	<u>English</u>	<u>French</u>	<u>German</u>	<u>English</u>	<u>French</u>
4-Punkt-Waage	4-legged bridle	bride' quatre lignes	Drachen pilot	kite pilot	cerf-voliste
Abmessung	dimension	dimensions	Drachenfest	kite festival	festival de cerf-volants
Abspreizer	standoff, whisker	whisker	Drachenfreak	kite crazy	fou du cerf-volant
Band	tape	bande	Einstellung	adjustment	ajustement
Bauanleitung	building instructions	Instructions pour construction	Endkappe	end cap	capuchon
Bauplan	construction plan	plans de construction	Faden	thread	fil' coudre
Bausatz	construction kit	kite de construction	Flattern	flutter	voltiger/ battre de l'aile
Bft (Beaufort)	Beaufort	Beaufort	Flgel	wing	aile
Bodenanker	ground stake	piquet	Flgelenen	wing tip	bout d'aile
Bucht-knoten	lark's head knot	(noeud d'alouette)	Flgelspitze	wing tip	bout d'aile
CFK	carbon fiber	fibre de carbone	Flugbahn	flight track ?	trajectoire
Dehnung	stretch	tirer, endre	Flugfeld	flying field	terrain de vol
doppelter Stofftransport	walking foot	marche' pied	Flugmanvver	flight manuevr	manoeuvre
Drachen	kite, dragon	cerf-volant	Gerdusch	noise	bruit
			Gestdnge	frame	structure, armature
			Griffe	handle, grips	poignies
			Gurtband	heavy webbing?	sangle renforcie

German	English	French
hei schneiden	to hot cut	couper' chaud
Hei schneider	hot cutter	fer' chaud
Hele/Ummantelung	sleeve	gaine, gainage
Stille	ferrule	??
Vase	eyelet, grommet	oeuillet
Kampfdrahen	fighter kite	??
Kastendrahen	box kite	??
Kielstab	spine, central spine	??
Knoten	knot	noeud
Kohlefaser	carbon fiber	fibre de carbone
Leitkante	leading edge	bord d'aile..
Lenkdrahen	stunt kite	cerf-volant de sport
Lenkmanuvver	stunt	cascade, manoeuvre
Lenkschlaufen	wrist straps	sangles
Lenkstange	control bar	barre de contrtle
Lvtkolbe	soldering iron	fer 'souder
Lvtspitze	tip of soldering iron	la pointe du fer' souder
Mantel	sleeve	gaine, gainage
Nadel	needle	aiguille' coudre
ndhen	to sew	aiguille, coudre
Ndhrmaschine	sewing machine	machine ' coudre
Nahtzugabe	seam allowance	x... cm de couture
obere Spreize	upper spreader	??
Pfeilnocken/Splitkappen		
Pin	arrow nocks	embout de flche
Plan	pin	aiguille
Prdzision	precision	plan
Raminholz	ramin dowel	(balsa)
Rohr	spars	barres, tiges
Rohr	tube	tube
Saumnaht	hem	ourlet
Schablone	template	patronn
Schleppkante	trailing edge	chute
Schllsselfring	split key ring	anneau brisi
Schnur	line	ligne
Segel	cloth(?), sail	voile, voilure
Segelfldche	surface of the sail?	surface de la voie, voilure
Segellatte	(sail) batten	latte
Segelschnitt	sail cut	la coupe de la voile
Spannung	tension	tension
Spannweite	SW (span width)	envergure
Spinnmakernylon	ripstop nylon	ripstop
spleissen	to splice	??
Spreize	spreader	??
Spule	reel, winder	Une bobine, moulinet, dividoir, remontoir
Standdrahen	single line kite	cerf-volant' une ligne
Stange	spar	barre, tige
Start	take off	dicollage
arten	to launch	lancer, dicoller
Steuerleinen	control lines	lignes de contrtle
Stich	stitch	une couture
Stoff	fabric	tissus
straff	taut	tendu

German	English	French
Trapez	harness	harnais
Trickflug	stunt flying?	(cerf-volant de sport)
untere Spreize	lower Spreader	??
Verbinder	connector	connecteur
Verbindung	joint	joint
Verstdrkung	reinforcement	renforcement
verstdrken	reinforce	rienforcer
Vierleiner	quad line	quatre lignes
Zweileiner	dual line kite	cerf-volant' deux lignes
Einleiner	single line kite	cerf-volant' une ligne
—	tow point	point de remorquage
Waagenschenkel	bridle leg	??
Waageschnur	bridle line	ligne de bride, ligne des guides
Wettbewerb	competition	compitition
Windfenster	flying window	fenjtre de vol
Windmesser	wind meter	animomjtre
Wirbel	swivel, clip, crosslock	imirillon
Rippen	rib	(partition)
—	riser	??
—	flare	briser
—	fin	aileron
Windsack	drogue	??
Gitternetz	mesh	maille (filet)
—	vent	ventili
Oberer/unterer Flde	upper/lower surface	Surface du dessus /dessous
—	warp	??
—	weft	trame
Fadenrichtung	grain orientation	orientation du tissus
gerader Stich	straight stitch	couture en ligne droite
Zickzack	zig-zag	couture en zig zag
—	stitch density	densiti de la couture
Stichldnge	stitch length	longueur de la couture
—	plain seam	??
—	lap seam	??
—	French seam	??
—	weltd seam	??
—	roll-hem seam	??
—	folded seam	??
—	lap-fell seam	??
—	flat-fell seam	??
Kante sdumen	edge binding	??
—	double-fold hem	??
—	over hand knot	noeud de chaise
Bucht-knoten	lark's head knot	noeud d'alouette)
Zug	drag	risistance ' l'air
Auftrieb	lift	la poussie
anchor?	tether	attacher
—	delta	delta
—	diamond	losange
D-Ring	D-ring	anneau en forme de D
Schwanz	tail	queue
—	camber	(latte spicial)

end for now.... updates hopefully to follow



Calendar of Events

December

Events are subject to last minute changes. Call (619) 222-9300 for latest updates.

- 9-** Board of Director's Meeting, Fabulous Inn, Mission Valley, 7:00 pm
Contact: Ron Despojado, 587-
- 10-** Monthly General Meeting, South of the Hilton on East Mission Bay Drive, 1:00 pm.
- 25-** Merry Christmas (were you good this year?)
- 31-** New Year's Eve Reception, Fabulous Inn, Mission Valley, The Mixon's Room 7:00 +/-

January 1995

- 1-** New Year's Day Fly; Mariner's Point: (you should know all details by all the hype so far, but in case you don't) Contact: Ron Despojado, 587
Diana Martin: 738-
- 20-** Board of Director's Meeting, 7:00 pm
Fabulous Inn, Mission Valley, the Mixon's room
Deadline for "Skylines" submittal
- 21-** Monthly General Meeting, South of the Hilton on East Mission Bay Drive, 1:00 pm.

February

- 14-** Valentine's Day
- 17-** Board of Director's Meeting, Fabulous Inn, Mission Valley, 7:00 pm
Contact: Ron Despojado, 587-
- 18-** Monthly General Meeting, South of the Hilton on East Mission Bay Drive, 1:00

ADVERTISING RATES

The San Diego Kite Club is accepting ads for its newsletter "SKYLINES" to offset printing and mailing costs.

The following rates are now in effect per issue:

Quarter Page	(4"x4.5")	\$20
Half Page	(7.5"x4.5")	\$40
Full Page	(7.5"x10")	\$70
Half-Back cover		\$60
Full sheet insert		\$75

Interested parties should contact

San Diego Kite Club
 P.O. Box 7977
 San Diego, CA 92167
 (619) 222-9300

or call Roger McComb at (619) 222- for additional information and submission dates.


Advertisers should have camera ready artwork or on computer disc in EPS or TIFF format. Inquiries welcome for multi-issue rates.

CAREY WINDERS.

Dealer Inquiries
 Welcome!
NEW CAREY III & IV

Announcing a New Method for Keeping Your Lines Neatly Stored.

Quick Figure-Eight Winders
 Carey IV



The fastest hand operated winder on the market. Wind 100 feet of line in, or out, tangle-free, with just a twist of the wrist, in less than 60 seconds with Carey I, II or III.

- Hi Flyers
- Dual line kites
- Quad line kites
- Fighter kites

Carey Winders are high strength, yet light weight, injection molded plastic in popular day-glow colors. Also available in fiberglass.

ALSO AVAILABLE:

CAREY I: HIGH STRENGTH yet light-weight injection molded plastic of the same design as CAREY II and CAREY I WINDERS. Available in dayglow colors. ABS plastic. (Size: 9 1/4" x 6 3/4". Weight: 8 oz.) Use proper test line for your kite. Dacron line is recommended.

CAREY II SUPER STRENGTH FIBERGLASS: Designed for Snowflakes, Flow Form Parafoils, and Deltas. Available in high visibility red. (Size: 9 1/4" x 6 3/4". Weight: 10 oz.)

FOR MORE INFORMATION, WRITE OR CALL:

P.O. Box 151740, San Diego, CA 92175-0895
 (619) 697-8557 • 697-2405/FAX

San Diego MEMBERSHIP APPLICATION



- KITE CLUB**
- New Membership
 - Renewal
 - Change of address

Membership dues per household (Check one)

	1 yr.	2 yrs.	3 yrs.
Newsletter 3rd Class Mail	<input type="checkbox"/> \$15	<input type="checkbox"/> \$29	<input type="checkbox"/> \$43
Newsletter 1st Class Mail	<input type="checkbox"/> \$23	<input type="checkbox"/> \$45	<input type="checkbox"/> \$67
Newsletter Overseas Air	<input type="checkbox"/> \$30	<input type="checkbox"/> \$59	<input type="checkbox"/> \$88

Amount enclosed:
 (U.S. funds only)

Name _____ Spouse _____

Address _____

City _____ State _____ Zip _____

Phone(h) _____ (w) _____

Other family members _____

Send payment & application to:
SAN DIEGO KITE CLUB
 P.O. Box 7977
 San Diego, CA 92167 USA
 (619) 222-9300

Home of San Diego's *only* full service kite repair shop.
Large inventory of repair parts and kite making supplies.

ALL ABOUT KITES

SAN DIEGO'S PREMIER KITE STORE

3689-B Midway Drive, San Diego, CA 92110 (619) 224-1610



P.O. Box 7977
San Diego, CA 92167
(619) 222-9300

BULK RATE
U.S. POSTAGE
PAID
PERMIT NO. 1837
SAN DIEGO, CA

Address Correction Requested

0007 9/30/99
Virgil Dalton