

Our new hotline # (619) 685-2885

Skylines

The official newsletter of the *San Diego Kite Club*

Vol. VI No. 1

January- February 1995

In this issue

| | |
|-------------------------------------|--------------|
| New Year's Day | 1 |
| Club Officers Head in the clouds | 2 |
| Miscellaneous happenings | 3 |
| TV Commercial | 4,5, 6,&7 |
| Recipes | 8 |
| Letters | 9 |
| New Year's Day (cont'd) | 10 &11 |
| Sled Kite | 12 |
| New Year's Day (cont'd) | 13 |
| December Meeting | 14 |
| Show & Tell | 15 |
| Demolition Derby | 16 |
| Internet & phone | 17 |
| Calendar | 18 |

1995 Kicks-off with Super New Year's Day Fly



Seiko Ishiyama signing Stephen Johannesen's kite at the New Year's Day Fly

When the San Diego Kite Club planned its annual New Year's Day 1995 Fun Fly, the memories of the 1994 event brought forth the concept of trying to outdo ourselves. Now we have the "pleasant problem" of attempting to surpass yet another event.

Neil Tuthill of Whittier announced to us that one of Japan's leading kite makers was coming to Southern California and would attend our event. In addition, SDKC would hold a reception on New Year's Eve

at the Fabulous Inn. The days prior to the event rumors ran the gamut of who would be coming down for the party. Many of the names being tossed around would make a "Who's Who" in the kiting community. An advertisement was even placed in AKA's publication *Kiting*.

The reception proved to be quite a success. Our Japanese guest Seiko Ishiyama, his wife, their interpreter, and a young female friend were welcomed with enthusiasm. Earlier in the day they visited the kite field and appeared

to be amazed at the high tech kites. Though Seiko spoke no English at all, members smiled and nodded several times and somehow communicated with him. At one point in the evening, Seiko passed out chopsticks to many there and gave chopstick lessons by picking up tortilla chips and fresh cut vegetables with dip. This was quite the cross-cultural experience. The chopsticks were only the beginning. A few lucky members received pins from Seiko that were

see "New Year's", page 10

SDKC Officers 1994-95

| | | |
|--|--|--|
| President Ron Despojado | Treasurer Roger McComb | Equipment Manager Larry Morgan |
| Vice President Larry Mixon | Membership Larry Morgan | Archivist Charlie M'Clary |
| Secretary Linda Mixon | Events Coordinator Virginia Warnke | Advertising Coordinator Roger McComb |
| Board Members Stephen Johannesen Connie Morgan Jim Nettles John Rogers Walt Thompson | Special Events Diana Martin | Founder Dan Willan |
| | | Past President Fred Martin |

"SKYLINES" is published bi-monthly by the San Diego Kite Club. All articles related to the sport of kiting are encouraged.

All opinions expressed are solely those of the individual author and not necessarily those of the San Diego Kite Club.

Unless specifically marked "Not for republication" all submissions are available to other kiting publications without compensation. The "SKYLINES" staff reserves the right to edit all material.

Deadline: 15th of odd numbered months for publication to following issue.

San Diego Kite Club
P.O. Box 7977
San Diego, CA 92167
USA
Ph. (619) 685-2885

Head in the clouds

Ahh, springtime....

Its time to start about serious fun with your kite. Hopefully the wettest month of the year has passed and we'll be smooth flying for 1995.

New Year's Day has set the pace for what is shaping up to be a great year for the San Diego Kite Club. The names of many of our guests would make any kite event blush with envy. Though not all went well (no generator) we should always emphasize the positive.

As you will see, we have several activities in the works and many ideas for others. We have been asked by several organizations to be present at their events and we will try to accomodate them. One

organization has contacted us about opening ceremonies for the America's Cup. This is only tentative but looks to be exciting.

In other news, a few members were fortunate(?) enough to get paid for flying kites. Read about their adventures elsewhere in this newsletter.

AKA Convention in 1996 still has not been determined. San Diego looks like one of the front runners. Keep our fingers crossed.

Above all else, enjoy our sport which keeps us in the fresh air and sunshine; a few things that Southern California is known for.

!! HOTLINE NUMBERS !!


San Diego Kite Club (619) 685-2885

AKA Automated Information
(408) SEE-4-AKA
733-4252

REN

Available at your local kite retailer

REVOLUTION I



"Unbelievable 4 line performance!"

THE ADVANTAGE™
FRAMING SYSTEM

■ The choice of the pro's

BACKLIT
TRACKER
SUPPORTING REVOLUTION

REVIN
MADE IN CALIFORNIA

REVOLUTION
ENTERPRISE INC.

MISCELLANEOUS HAPPENINGS

February 18th General Meeting 1:00 Mission Bay Park- Demolition Derby!! (See details elsewhere in newsletter) Bring some of your old kites and really have a great time. The rules are in the making and we really don't know how this is going to work! But I think its going to be a great deal of fun.

March 18th General Meeting 12:00 Mission Bay Park St. Patrick's Day Fun Fly and also Pin Auction. Last year we had a ball with this! Well we are starting to get a collection of pins to auction off this year. Jim O'Bryant had contacted other clubs and people have pins that were collected at Long Beach last year for the auction. Also its out Third Annual "Bring Something Green To Eat Pot Luck.!"


April 15th General Meeting 10:00 a.m. Mission Bay Park Pancake Breakfast. Eggs, Sausage, pancakes, and potatoes will be the menu for the day!

Price will be \$ 3.50 a person. This will be a High Fly Day. So bring your Easter Kites and your appetites along to the park have a great time.

April 29th 12:30 to 3:00 Lake Poway- City of Poway Kite Festival. The City of Poway has a kite festival every year. Last year I contacted them to let them know we would possibly psrticipate in events they had coming up. It was on a conflivting day last year so we could not help them out then. So this year they wouldlike us to come and fly sojme stunt kites (to music if possible, they have all the equipment) and maybe we could bring some of our high flyers and have a static display and fly them. This is all in the planning stage since I was only contacted a short time ago.. So there will be more on this later! But pleas mark your calendars!

--Diana Martin

Do you have a small news article that we should know about? Let your fellow members know by sending it to us for the upcoming newsletter.



A buggy cruises the set during a break in shooting

SDKC Members go Hollywood, sort of...

On location in El Mirage with kites and very little (if any) wind

A mini-cattle call was held on December 14 1994 at the Hilton hotel. The purpose was for certain "types" to tryout for a commercial with kites in the background.

A Los Angeles production company sent a representative to interview and videotape candidates. Eight members of the San Diego Kite Club and another in proxy met with Charlie, who looked and spoke like David Bowie, only with longer hair. One by one each person spoke in front of the camera about themselves and their kites. Of the nine hopefuls, only two (Randy Tom via proxy and Mike Dennis) were given the "...we'll call you" line.

So off they went. All that was known was that it was a two day shoot in the El Mirage lakebed, and kites were needed. The ensemble cast arrived late on Tuesday December 21st at the Holiday Inn in Victorville. This was the host hotel and most of the crew and cast were staying here.

The next morning breakfast was provided at the hotel. After breakfast all got into their vehicles and headed down the road. El Mirage is basically flat and hardpacked. A caravan of various vehicles was on location by 6 am. The van was unpacked and kites were assembled. Small problem- this was the wrong area. Pack up and move about 2 more miles. The

correct location looked no different than the first. Again the van was unpacked and kites assembled. The first order of business was hair, makeup, and wardrobe. All those appearing on camera are referred to as "Talent", and there were at least 16-20 total in the talent pool. None of the talent knew anything other than they were wearing very colorful clothes- at the expense of being fashion victims. By design, luck, or convenience, the SDKC cast was given nicknames from either the production crew, a waiter, or from each other.

We need you to wait immediately

The actual filming location was about a three minute walk away from the wardrobe trailer. "Hurry up and wait" seems to be the philosophy in their business. The shot needed to be set up and many of the talent was put in position. About 2 or 3 hours later, actual taping was being done. The places where some of the talent was positioned hours earlier was soon forgotten. "Talent" may have been their tag, but many had no experience as kite fliers. Soon filming began. SDKC's "Kung-Fu Hip Hop Dude" was told to fly above the banners, just above the camera dolly tracks. One of the camera crew yelled "Get that outa' here, we don't want any accidents!". One minute later, Hip Hop was told by another to again fly over the dolly tracks, and again was told to move away from the cameras by another. "Red" had assembled many of his single liners for the other talent to fly. "The Gentleman in Brown" flew his quadline amidst the colorful talent. "Hat Man" flew his dual line, as did the two ladies- "Purple" and "Orange". "Bad Hair" was coordinating the SDKC talent and kept an eye on all equipment. Still, no one knew the whole story, what was being done, or their goal. Any kind of clue from the crew would have been helpful but could it be they didn't know what they wanted? Or maybe they were making it up as they went along?

Kite fliers are naturally dependant on the wind, a location shoot is dependant on available light, specifically the sun. Whenever the sun poked through, a wild panic ensued from the production company to work. The dialogue within the crew went something like: "SPEED?! Speed!! MOTOR?! Motor!! ROLLING?! Rolling!! Action!!! GO! GO! Now! Now!.....CUT!" After each take, all talent stayed in position and the filming crew sat back and waited for the sun again. Two minutes, five minutes, ten minutes, however long it took the talent stayed on the set and waited for the sun, nevermind the wind was fading.

After numerous takes in this configuration, the set was pulled up and repositioned for another series of takes. "SPEED! MOTOR! ROLLING! ACTION!.....CUT!!" Again the shoot was at the mercy of the sun and again whenever the filming

began it seemed like someone yelled "Fire!" and no one knew where the exit was. This time they wanted some movement from the talent; to move to other positions, crossing in front of the camera as it rolled along its tracks. This caused problems such as crossed lines and colliding kites. As each take was being filmed, they would almost always reposition the talent. Sometimes it would as simple as "Purple-get out of frame! Move! Now! Now!" Purple, The

somebody yelled "Fire!" and no one knew where the exit was

Gentleman in Brown, and Bad Hair were off the set helping with the kites. Red flew a stack of Hyperkites but he himself was

out of frame. Only Hip Hop, Orange, and Hat Man were in frame. Bad Hair flew one of Red's kites but was out of frame. At one point a tangled line was being worked on but it was time to shoot so the director was screaming to hurry up. Finally he yelled, "Just give him a string and fake it!" During the filming one of the crew asked if we could stand in our present position and have the kites fly the other direction- upwind. I'm sure the right special effects crew could do that with computer generated graphic images, but unless the wind changed direction, downwind is the only way kites can be flown.

A black Rolls Royce pulled up and out comes a child of maybe 8 years old from the back seat. He



Paul Hodges gets last minute makeup

came up to The Gentleman In Brown and asked to fly one of the kites. "These aren't the kind of kites you can just pick up and fly" was his reply. The little boy then countered with "You see that man, (the director) he's my dad." The kid repeated his question to Orange and Bad Hair, and he received negative answers both times. Both times he again had to remind them about who his dad was. The talent was in position on the set for hours. Hat Man remarked, "This must have been the longest sustained single, dual, and quad line mega fly ever." Eventually the crew and the set slowly dismantled, but no one

see "Hollywood", page 6

San Diego Kite Club Special:

\$39.00

1-4 persons

Valid Thru 5/26/95

- ◆ Kids 18 & under stay FREE with parents
- ◆ Free Cable TV, ESPN, & HBO
- ◆ Outdoor heated pool & jacuzzi
- ◆ Free covered parking
- ◆ Complimentary continental breakfast
- ◆ Non-smoking rooms available
- ◆ Food machine & microwave in lobby
- ◆ AAA approved

2485 Hotel Circle Place
San Diego CA 92108

Located in Mission Valley
"The Heart of San Diego"

1-800-824-0950



FABULOUS

INN SAN DIEGO



The obligatory "can-can dance" photo opportunity

Hollywood: *Day two*

continued from page 1

bothered to tell the talent. Instruction was given to be on the set at 5:00 am the next morning. The second day was to include shots from a helicopter.

Over dinner, the SDKC crew compared notes over the day's events. A whole new world was encountered. The crew was a melting pot of people speaking several languages, sporting an array of taste in wardrobe, and "orientations" running the gamut. What would the next day bring? Why was there a 5 a.m. location time? What was with those

costumes? Will there be wind? Will there be a meeting to discuss what needs to be accomplished? (Yeah, right)

Thursday morning arrived and the cast & crew gathered at the hotel lobby for a continental breakfast. Shortly thereafter the caravan of vehicles traveled to the lakebed. One problem, it was 5 a.m. and the sun wasn't out yet. There were no obvious markers designating where the previous days shoot was. Picture this: a dozen cars and a wardrobe trailer wandering through the desert with absolutely no clue where their destination was. Some clustered around the trailer as if it were the mothership, others played scout and tried to find then previous location, not knowing what to look for in the darkness. Imagine looking for a needle in a haystack inside a dark barn and only a little pen-light for illumination.

Finally the previous location was found and wardrobe and makeup began work. One of the wardrobe crew cranked-up his car stereo, turned on his headlights, and proceeded to give the cast & crew a runway fashion show a la *Vogue* in the pre-dawn light. There was even a wind machine there to give him that

"You go girl!- You Go!"


windblown look. "You go girl!- You go!" was screamed from the crowd. This definitely woke up most of those there.

Talent was ready. The set was reconstructed. Wait. No wind, but it was expected to start up in the early afternoon. The sky was overcast, it too was expected to clear up. Wait. Breezes came up and down, enough so that Orange pulled out her buggy, a stack of Speedwings and cruised the set. Wait for the sun to poke through. About noon the entire personnel was assembled to announce the shoot was off and they were to be contacted for a shoot next week. Or the week after. They would give a day's notice. Everyone was paid for their time. Apparently this is normal for their business. Everyone out of wardrobe and have a Merry Christmas.

The final day of the shoot took place 10 days later. This time only three from the SDKC were invited back, but Orange decided to pass up the shoot, partly because of work, and partly because of financial issues. Wardrobe and makeup was scheduled at 5:00 a.m., in the hotel this time. When a representative from the production company was informed that Orange didn't arrive the night before along with Hip-Hop and Red, she asked if Orange was going to arrive later in the day. "No" was the reply. Right away the representative dialed up Orange's phone number and proceeded to sternly request her presence. Twice. At 5:15 a.m.


CAREY WINDERS.

Announcing a New Method for Keeping Your Lines Neatly Stored.




III
7 3/4" x 4 1/2"
6 oz.
Pat. No. D260,479

Dealer Inquiries Welcome!



Quick Figure-Eight Winders
Carey IV



Pat. No. D260,479
7 3/4" x 4 1/2"
2 1/2 oz.
IV

- Hi Flyers
- Dual line kites
- Quad line kites
- Fighter kites

The fastest hand operated winder on the market. Wind 100 feet of line in, or out, tangle-free, with just a twist of the wrist, in less than 60 seconds with Carey I, II or III.

ALSO AVAILABLE:

CAREY I: HIGH STRENGTH yet light-weight injection molded plastic of the same design as CAREY II and CAREY I WINDERS. Available in day-glow colors, ABS plastic. (Size: 9 1/4" x 6 3/4", Weight: 8 oz.) Use proper test line for your kite. Dacron line is recommended.

CAREY II SUPER STRENGTH FIBERGLASS: Designed for Snowflakes, Flow Form Parafoils, and Deltas. Available in high visibility red. (Size: 9 1/4" x 6 3/4", Weight: 10 oz.)

FOR MORE INFORMATION, WRITE OR CALL:
P.O. Box 151740, San Diego, CA 92175-0895
(619) 697-8557 • 697-2405 / FAX

At the lakebed a new set was configured. This time the crew hired a wind machine in case there was no wind. The problem with the wind machine was the wind it produced swirled, giving unexpected turbulence. The kites would fly, then after a certain height, would twist, flutter, and fall only to again be pushed by the wind machine. This was only a test. Wind was predicted to be in the 10-12 mph range so the wind machine may not be required.

The current set was to be close-ups of a few of the talent flying with banners in the background. Their kites would be out of frame. Since there was still no wind so the wind machine was started. Again its turbulence did not bode well with the kites so others were out of shot holding the ends of their kitelines for the appearance of them flying kites.

It was time for the helicopter shot. The director specifically asked for two 12- stack Hyperkites to be flown. It was late in the afternoon and sunlight was noticeably disappearing. The 10-12 m.p.h. wind that was expected did not arrive. The set was reconfigured again and this time the talent was to run with their kites behind them into the cluster of banners. The Hyperkites were on either side to be flown as soon as the others arrived. Since the wind machine threw out a narrow window of wind the crew needed more. About a half-dozen ultralight aircraft were enlisted to line up and start up their engines, hoping their propellers would add to the wind. Same problem-narrow wind and turbulence.

Death be to thine stacks

The first take had the stacks floundering into the ground, barely getting 5' above the ground. It was then time to untangle the stacks and their 40' tails. This took at least 10 minutes each time. As one stack was cleared, the other would fall and again tangle. Two or three more attempts were made with the stacks and again the clearing of train lines and tails took about 10 minutes. Finally word came from above (the helicopter) "Kill the stacks!" Tension mounted as patience and sunlight grew short. After about a dozen takes, the order was given to fly the BIG kite. During the first take Red ran with his three winged creation through the banners, with helicopter flying around it. The director liked it so much it was repeated several times, each time the helicopter taking a different angle. Finally it was a wrap.

The crew again dismantled the set and all kites were broken down and put away. But not after **JUST ONE MORE TAKE** with the big kite. And now the wind came up.

Each of the Talent went in to the trailer for their payment and turn in their release forms. The desert

had become completely dark except for the light from the trailer. After payment received, Red and Hip Hop attempted to make their way back to the main road. But again in the complete darkness there were no landmarks indicating the way out. Directions were asked from a caravan of campers and the two finally found the main road but not without going through some off road excursion through the desert brush.

This was a whole new world for the SDKC crew. The manpower, equipment, and time that is perceived in the making of movies, television, videos, or anything else that requires numerous takes is by far no exaggeration. After this first time would the SDKC cast be willing to do it again?

"...we'll call you."

The cast (in alphabetical order):

| | |
|---------------------------|---------------|
| Bad Hair | Torri Cable |
| Kung Fu Hip Hop | Ron Despojado |
| Purple | Kelly Flynn |
| Hat Man | Paul Hodges |
| Orange | Pam Kirk |
| Red | Jose Sainz |
| Gentleman In Brown | Slim Warnke |



6 a.m. and approximately 30 degrees in the desert. Standing from left to right: Jose Sainz, Torri Cable, Kelly Flynn, Ron Despojado, Paul Hodges, Slim Warnke. In buggy: Pam Kirk

Recipe Corner

Q: What are recipes doing in a newsletter about kites??

A: Who cares?! We all like to eat!

Diana's MOO-velous Hash Browns Meat Pie

by Diana Martin

2 cups shredded American or cheddar cheese
1- 10 3/4 ounce can condensed cream of chicken soup
1 cup sour cream
1/2 cup finely chopped onion
1/2 cup finely chopped green pepper
1/2 cup finely chopped red pepper
1/4 cup butter, melted
1/4 teaspoon salt
1 32 oz. package frozen loose-pack hash browns, thawed
1 cup crushed corn flakes
1 tablespoon butter, melted


Grease a 9 x 13 inch baking dish. In a large bowl combine the cheese, soup, sour cream, onion green and red pepper. Mix well. Fold in the thawed hash brown potatoes. Turn the mixture into the prepared dish. Toss together the corn flakes and 1 tablespoon of melted butter. Sprinkle over the potato mixture. Bake in a 350 degree oven for about 1 hour, until the casserole is golden brown and the potatoes are tender.

by Linda Mixon

2 lbs. hamburger
Instant mashed potatoes
1 small can tomato sauce
1 small onion
Pepper and garlic salt (optional)

Fry hamburger & drain.
Add pepper, salt and onion
Add can of tomato sauce
Cook a little while longer
In a 9 x 13 baking dish layer hamburger, mashed potatoes, and top with slices of Velveeta cheese.

Bake at 350 for 20-30 minutes
Cool about 5 minutes
Cut into squares and serve



KITES
ETC.

**806 E. Balboa Blvd.
Newport Beach, CA 92661
(714) 673-0450**

Elephant Stew

by Joanne M'Clary

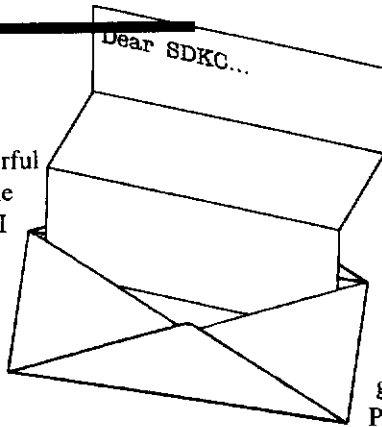
1 Elephant
Brown gravy (approx. 1,500- 2,000 gallons)
2 rabbits (optional)
Salt & pepper to taste

Cut the elephant into bite size pieces. This will take about 2 months. Add brown gravy to cover. Cook over an open fire for about 4 weeks at 465 degrees F. This will serve about 3,800 people. If more people are expected or drop in, 2 rabbits may be added, but do this discreetly and only in an emergency as most people do not like to find a hare in their stew.

Letters-

Dear SDKC,

I writing to thank all your wonderful members for a n unforgettable time at the New Year's Day Fly. I especially wish to thank Charlie & Joanne M'Clary for putting us up and feeding us all, that was delicious food all weekend. Also thanks to Julia Rogers for babysitting Ramsey on Sunday.



Dear SDKC,

Happy New Year San Diego Kite Club members. We hope that in 1995 great things are going to come your way. Looking back to 1994, the Mixon's have had a most exciting year. Since becoming members of SDKC not quite 2 years ago, we have gone from having 1 to 15 kites, to Vice President and Secretary of SDKC.

I know my young friend Robin came away inspired beyond belief. Thanks again to all my friends, old and new alike for a fantastic New Year.

Steady breezes,

Randy Shannon
6 East Juniper
Flagstaff, AZ 86001

P.S.- I left a 9" orange gator reel (it says Zealous Kites on it) with 200 or 250 lb. test line tied off to a dog stake with a piece of green ribbon attached on the North beach. I was flying my kachina on it and left it in all the excitement. Get it to Charlie if it turns up. Please. He can bring it to Las Vegas NV. Thanks

This past year we have met so many wonderful people and made so very many new friends. We have attended many local kite festivals and were fortunate to have been able to go to the Long Beach Washington Kite Festival. Larry has had a very busy year at his sewing machine which has added several new kites to our collection.

The highlight of our year was being voted to serve on SDKC's Board Of Directors. Larry and I would like to thank all of you for this honor and your continuing support. We are looking forward to yet another year of kite flying, kite building, kite festivals, and new found friends.

Good wind to you always,

Larry & Linda Mixon

Dear San Diego Kite Club,

Thank you for helping us provide love and dignity for someone living with AIDS. Happy holidays. Thanks for the food drive!

Love,


Ruth
Special Delivery San Diego

San Diego Kite Club,

Above The Rock Kite Club will honor the membership of your members who are in the military and come here for a year of deployment. Make sure you tell them to pack their kites when they change assignment. Please do the same for ours.

Antonio
President, Above The Rock Kites and Line

The San Diego Kite Club welcomes and encourages feedback from all members. All entries to be published must be signed however names will be withheld upon request.



SDKC Vice President Larry Mixon and AKA District 12 Rep Walt Thompson at the New Year's Eve Reception

New Year's: *The stars come out*
continued from page 1

in the shape of his recently reincarnated kite. The evening proved to be a success.


The first day of the New Year arrived under somewhat cloudy skies and cool temperatures, with hopes of clearing and wind. A company called California Media was sending a representative to take footage for an upcoming video production on kites. Beverly Turner of California Media met with Neil Tuthill, Walt Thompson, and Ron Despojado to outline her objectives. She was told that she was fortunate to

come to an event rich with talent. The out of town guests included Ishiyama-san and his entourage from Japan; master kite builders Bobby Stanfield now from Visalia and Ron & Sandy Gibian, also from Visalia; Bob Anderson whose recent creation was used in a Levi's commercial, stunt kite wizards Brian Champie and Kobi Eschun both from the Bay Area, fighter kite genius Johnny Hsuing and family, and many others from up and down the California coast, the High Desert, and from Arizona.

Immediately the sky was filled with kites and other creations. John Rogers and his signature large boll "Kiteman who doesn't know much about kites" made their presence known. Randy Tom unrolled his arch consisting of flags of the world. There was an urge among some members to start singing "We Are The World" as it reached the sky. Jose Sainz had a number of his works out, including his AKA Grand Champion Aztec Warrior. There were trains and centipedes, stunters, high flyers, anything that could be bridled was put in the air. Rokkaku's with an array of graphics found their way into the sky. Charlie M'Clary's rokkaku with Japanese characters caught the eye of Ishiyama-san's group. Through their interpreter Noriko, they informed Charlie that the kite said something along the lines of "Kite man who doesn't know much about kites"- obviously a loose translation. Very loose. Elsewhere on the field, Ron Gibian was playing host for Beverly Turner's video production, interviewing various members about their own special interest in kiting.

Sushi and sake pay off

The "business" of the day needed tending to.



John Rogers looking "dapper" on New Year's Eve

KBI
 presents....
Kite Workshop #1

VIDEO
 "Discussing types of fabric & how to sew them"

"When doing anything as labor intensive as kite making, any reduction in the learning curve is beneficial. Steve Ferrel (KBI) has done a great service to the novice builder with this video."

Bob McGilvray, BAINBRIDGE/
 AQUABATTEN

Kite Builders International
 Subscribe to and learn from "The Kite Builders International Journal"

Annual KBI Membership = \$20.00
 5555 Hamilton Blvd. Wescosville, Pa 18106
 Phone & FAX: 610/395-3560

KITE STUDIO

5555 Hamilton Boulevard
 Wescosville, PA 18106
 M,W,F 9:00-5:00 Tu, Th 12:00-8:00
 Phone & FAX: 610/395-3560

SUPPLIER OF ALL YOUR KITE BUILDING NEEDS
 Bainbridge, Icarex, North, and Orcon fabrics; AFC, Glasforms, Skyspark, and Windsport Spars; Sewing Notions, Design Master Paints, Glues, Spray Adhesives, Screening, Veicro, Tools, Nylon Bonded Thread, Oak Tag, Spectra, and much more!





Ron Gibian acting as MC for Beverly Turner's video on New Year's Day

Announcements were made from Ron Despojado regarding the status for the second order of sweatshirts (the shirts weren't there, but that's another story), a thank you card from Dennis Cutler for the plant sent to him during his illness, upcoming events, and so forth. Our special guest was then introduced to the crowd. Ron said "It took a lot of sushi and sake to do this but here goes..." and preceded to rattle a couple of sentences in Japanese then gave him a SDKC t-shirt. The crowd was asked to show respect to Ishiyama-san and bow in unison. Afterwards Neil Tuthill presented to Seiko and his wife a pair of AKA memberships. Larry Morgan then gave to Seiko a membership in the San Diego Kite Club. Seiko, ever gracious, attempted to thank the club. The sincerity pierced the broken English and the sentiment was clear.

You've hit the bonus round!

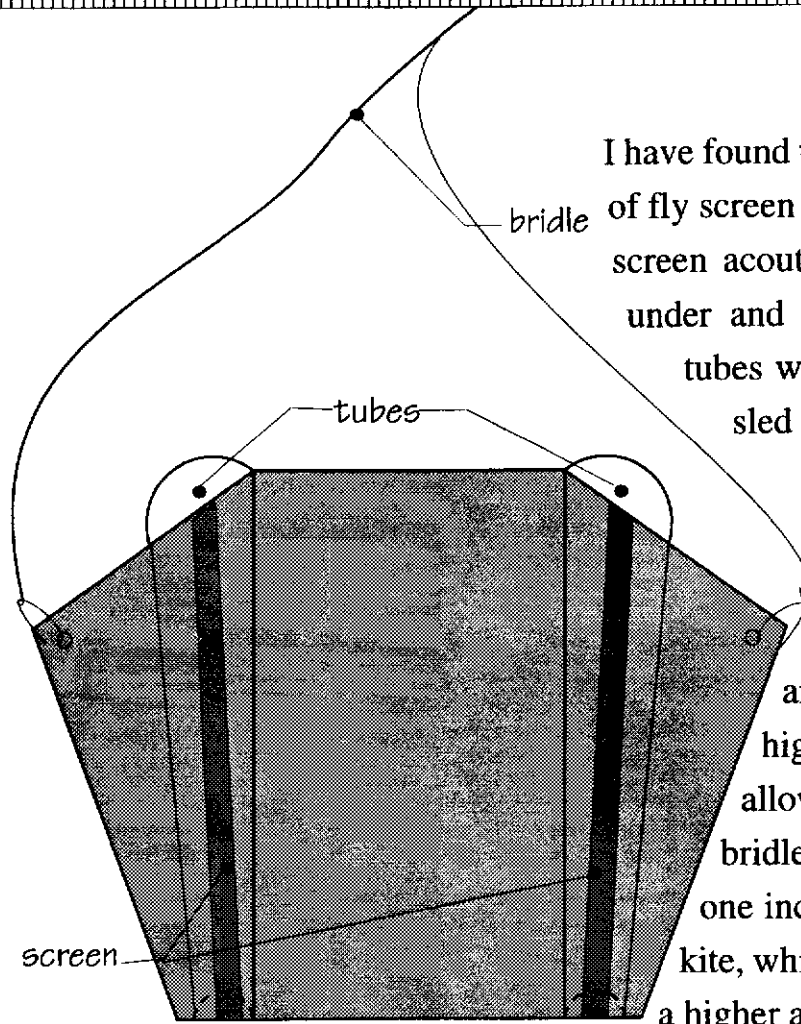
The raffle was held with winners having the option to try for a Rev I, a stunt kite by Wind Toys, or a "mystery prize". For the daring ones, a trivia contest was held to determine winners. The subjects were spread among San Diego Kite Club, AKA, World Cup, and rock n' roll. A few trick questions were in

see "New Year's", page 13



Screen your tubes and enjoy them more

Virgil Dalton gives us this variation on a traditionally simple kite design.



I have found that by sewing strips of fly screen or any kind of light screen about $1\frac{1}{2}$ " wide directly under and centered below the tubes will make your tubed sled more enjoyable.

It makes the tubes inflate more firmly, the kite more stable and easier to launch in higher winds. It will allow you to move the bridle points back about one inch on a twenty inch kite, which causes it to fly at a higher angle.

Underside of kite

To sew the screen onto the kite, applique them to the front of the kite skin, then cut the material from the back. This must be done before sewing the tubes to the back of the kite.

Virgil



Charlie M'Clary speaking with Sieko and his wife.

New Year's: *Trivial Pursuit*


continued from page 10

the bunch, but nothing unfair. Linda Mixon was the big winner, taking the Rev I, and Roger McComb took the stunt kite. There was a tie for third place's "mystery prize. Derek Moran and Chuck Meyers had one more question to answer. The question: "What is the name of the San Diego Kite Club newsletter?" Derek Moran gave the correct answer with "Skylines.". The prize was to be a pie in the face for the lucky "winner" but as soon as it was known to be a pie, everyone scattered, thinking they might be the targets. No pie flew. Darn.

As with previous years, a potluck was provided with a spread that would make any smorgasbord jealous. Everything from munchies, soup, salad, chili, assorted casseroles, cookies, cakes, and desserts was provided by our culinary inclined members.

Though the sky was crowded with every type of kite and related flying artwork, only a few collisions occurred. Several members were fortunate to have received from Seiko some type of gift. Seiko's generosity was beyond description. Several times he took time out to give some type of kite or other gift. There were a few "questionable" deals that took place with Seiko getting the short end but this gentle and treasured man from Japan never once complained. To many of us, meeting him was truly a once in a lifetime experience.

Arigato Ishiyama-san.



- High flyers
- Stunt kites
- Fighter kites
- Accessories
- Flight lines
- Publications
- Windsocks

For price, selection, & service, come to

KITE COUNTRY

566 Horton Plaza San Diego, CA 92101

(619) 233-9495

(Top level opposite UA Theaters)

Cody's sit at December meeting,

No fist fights at first-time progressive raffle

DECEMBER'S GENERAL MEETING WAS HELD ON THE 11th of December so that members can utilize the following (third weekend of the month to start- or else think about starting- their Christmas shopping.

Our meeting was also designated as the Cody fly day. All those with Cody-type kites were encouraged to put them up in the sky. John

Rogers' Cody was the "brontosaurus" of the Cody's, with his creation called "The General". John's kite is in excess of thirty feet. Maybe it should be renamed "The General, Captain, Sergeants, & All Cavalry Members". In contrast, Steve Johannesen had a matchbook size Cody. Walt Thompson had a

compound Cody which, since it wasn't your usual Cody, needed instructions and a few other members to assemble. After a few minutes, it was concluded that the instructions were either wrong, or else there were too many cooks in this kitchen standing on the cookbook. All Cody's were gathered on the ground since the wind wasn't cooperating. The site of all these kites looked like a variety of spaceships around the mothership.

No leftovers, no dishes. Perfect.


For a change of pace, pizza was delivered was delivered to the kite field. Diana Martin arranged Godfather's Pizza to bring pizzas with a variety of toppings. This was a welcome change- there were no dishes to wash and very little, if any, leftovers.

A gift exchange was also scheduled. The actual exchange was a progressive raffle type. If you're not familiar with this type of exchange, when it was your turn, you either selected an unwrapped present or one that has already been selected and opened. If you chose to take away a gift, you had to give a wrapped gift to the person that had their's taken away. The object was to be one of the last one to select a gift, so you'd see all gifts opened and have the option to take away any item. One of the first items to be taken away was a T-shirt that Gail Lindsay won but Charlie M'Clary took away. John Roger's took one of the Christmas standards- a fruitcake. Some of the other gifts given were kite posters, toy kites, candy, drinking glasses, and some pins creatively wrapped inside a fast-food drink cup. The gift that was passed around the most was a Virgil windsock. This one was a beauty. It was predominantly gray with subdued colors highlighting it on a variation of his

those sad puppy dog eyes

usual graphic pattern. It looked like whomever was chosen next would be the new owner of the windsock. Until the next person. Slim Warnke was the second to the last person chosen. He had no guilt about taking the windsock away from little Stevie Johannesen. Stephen (Sr.) utilized the guilt strategy in hopes no one would take the sock away from little Stevie with those sad puppy dog eyes. But Slim didn't fall for it. One last ticket to be chosen- who would it be?? Who would most likely be the final owner of the Virgil windsock? It was only fitting the very last person selected was Virgil himself. But he let Slim keep the windsock and selected another wrapped gift.

BIG DIPPER™



by
RIDE THE WIND

Come in for a test fly today
It will

BLOW YOU AWAY

24625 Del Prado
Dana Point, CA 92629
(714) 443-1084

Kite making at Grant Elementary School

(or "How Grandpa became part of Show & Tell")

by Slim Warnke

One day, in November of 1994, I was asked by my granddaughter, Katie, if I would please come to her school and be her Show and Tell and show my kites to her class. I of course said yes but due to the Holidays nothing was done until the middle of December. I met with Katie's teacher, Mrs. Nacimiento, and we set up a date for the 11th of January. The week of the 11th was a rainy one so we postponed it to the 18th. In the meantime it was suggested that perhaps we could have the class build kites as well as demonstrate Kite flying.

When it was decided to help the children make kites I called on my friend Virgil Dalton and my wife

We got many "ooh's" and "aah's" from the children and teachers

Virginia to assist me in obtaining and preparing the materials for 38 sled kites to be made in class.

The 18th of January came and Virginia and I met Virgil at Grant School at 9:15 AM and we proceeded to Katie's

class room and set up a display of various types of kites; an old paper diamond kite, several different shape single lines, some dual line stunters and quadline kites. We got many "ooh's" and "aah's" from the children and teachers.

Save your tears, your kite is not dead. Yet.

Finally it was time for the children to begin making their kites. Each child was given a sled cut-out and told to decorate it any way they wanted to. After decorating sticks were passed out and the fun began as the children tried to tape the sticks to the skin. We helped some of the children with their taping after some problems arose. We had some heart rendering crying when some of the children thought they had ruined their kite; we managed to save them all. During lunch Virginia, Virgil and I put the bridles and lines on all the kites.

After lunch it was time for the flying but we had no

or little wind. After a while Mrs. Nacimiento said let them run with their kites and they will have a ball. We did and it was something to see! 35 children running in every which way laughing and having fun flying their kite. I wish we'd had a camcorder to record the scene. I have never seen so many tangled lines in my life. After the flying was over the kites were untangled and the children got to take them home. The children all thanked us very much. As we said goodbye Mrs Nacimiento gave us all a big hug and thanked us again for coming. While walking back to the car I asked Virgil if he was going to fly and he said he was bushed but happy to see all the joy today. Virginia and I were pleased too. Would we do it again? Yes but not right away.

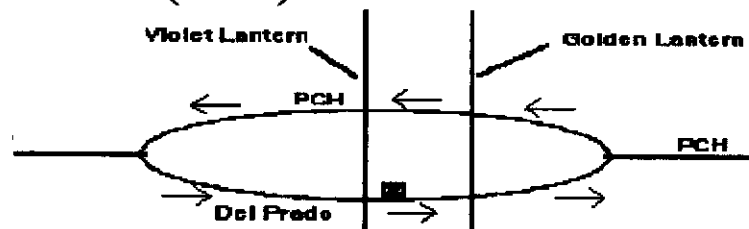
A postscript to this story Katie called me that night and said "thank you grampa it was the best day of my life."

Another community service by the SDKC. And a reason for Slim's granddaughter to brag.

**SOUTH ORANGE COUNTIES
FULL SERVICE KITE STORE**

RIDE THE WIND


**24625 Del Prado
Dana Point, CA 92629
(714) 443-1084**



Demolition Derby Set for February meeting

Remember that old delta
your bought and now are
ashamed to admit you
have?

Have we got a deal for
you!



The San Diego Kite Club will attempt its first (and maybe last?) Demolition Derby. This involves your "least favorite" kite. It will be a Winner Take All contest. The last one in the air wins the jackpot, value to be determined on the day of competition.

The rules:

1. No whining.
2. Dual line kites only, no single liners or quads.
3. Use your own kite at your own risk. **SDKC will not assume any responsibility for damaged kites.**
4. Names will be drawn to determined standing position.
5. No kevlar lines.
6. Maximum kite wingspan is 8'. (No Magnum Opus's, Force 10's, etc.)
7. If you hit the ground you may relaunch if possible without assistance.
8. You must engage in battle or else be DQ'd by determination of the judges.
9. You are considered "alive" until your kite cannot fly.
10. Entry fee: five bucks. Winner gets half of all entry fees, SDKC gets the other half.
11. Recommended line length 100'. May change if contestants desire.
12. No whining.



FREE Lanyard Included
Fits all Major Rods

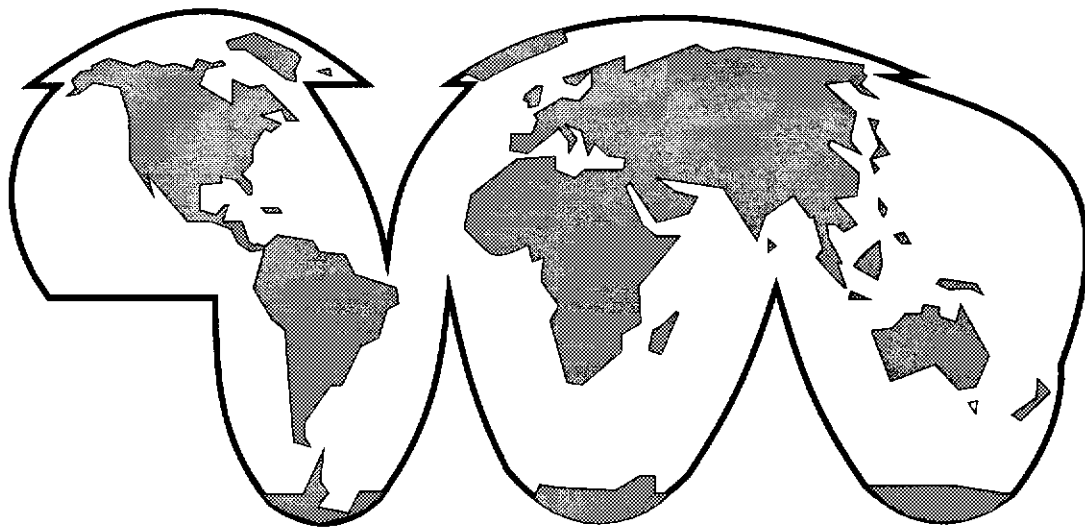


- CUSTOM FRAMING BY JO BAR DESIGNS
- PINS-CLOISONNE, ENAMEL, PRINT ENAMEL
- CUSTOM T-SHIRTS & JACKETS
- COMMERCIAL PRINTING FOR STORES & EVENTS




13107 E. Whittier Blvd. • Whittier, CA 90602-3048

(310) 696-5266 • fax (310) 698-6217



Hey dude! Surf the Net with "Kahuna" Walt-man!

Coming soon- the SDKC online on the Internet. Walt Thompson has offered his expertise to help put our club within a modem's beep away from Cyberspace. Walt, our Regional AKA rep has long been online with other kites via "the Net" and will, to our knowledge, help our club become the first kite club online. Walt will be using his home equipment for this. Since his retirement from UCSD Walt has had too much time on his hands and we welcome his volunteering. This opens up a whole new world for us and gets us hopefully into the fast lane on the information highway.



I'll have my machine call your voice mail

As our front page headline reads, we now have a new hotline. Thanks to the help of Jim Nettles, the club now has a voice mail service where members can find out the latest activities as well as leave messages. Our new service is not dependant on any location or answer machine. The advantage of this is there will never be any "downtime" whenever the hotline duties change responsibility.

Custom Framing By John Barresi

- FRAMING FOR ALL TYPES OF SPORT KITES
- KITE TUNING

- ADVANCED LESSONS
- DEMONSTRATIONS FOR PARTIES, COMPANY PICNICS, SPECIAL EVENTS, ETC.

JO BAR DESIGNS

Phone: (310) 696-5266 • fax: (310) 698-6217
13107 E. Whittier Blvd., Whittier, CA 90602

Calendar of Events

February

Events are subject to last minute changes. Call (619) 222-9300 for latest updates.

- 14-** Valentine's Day
- 17-** Board of Director's Meeting, Fabulous Inn, Mission Valley, 7:30 pm
Contact: Ron Despojado, 587-
- 18-** Monthly General Meeting: "Demolition Derby", South of the Hilton on East Mission Bay Drive, 1:00

March

- 17-** Board of Director's Meeting, Fabulous Inn, Mission Valley, 7:30 pm
Contact: Ron Despojado, 587-
Deadline for "Skylines" submittal
- 18-** Monthly General Meeting, "Pin Auction & Green Food potluck," South of the Hilton on East Mission Bay Drive, 1:00 pm. Diana Martin:738-

April

- 14-** Board of Director's Meeting, Fabulous Inn, Mission Valley, 7:30 pm.
The Mixon's room. Contact: Ron Despojado,
- 15-** Monthly General Meeting, "Pancake Breakfast" (more food!!) South of the Hilton on East Mission Bay Drive, 10:00 am. Diana Martin: '
- 29-** City of Poway Kite Festival (Tentative-- details to follow)

ADVERTISING RATES

The San Diego Kite Club is accepting ads for its newsletter "SKYLINES" to offset printing and mailing costs.

The following rates are now in effect per issue:

| | | |
|-------------------|-------------|------|
| Quarter Page | (4"x4.5") | \$20 |
| Half Page | (7.5"x4.5") | \$40 |
| Full Page | (7.5"x10") | \$70 |
| Half-Back cover | | \$60 |
| Full sheet insert | | \$75 |

Interested parties should contact

San Diego Kite Club
 P.O. Box 7977
 San Diego, CA 92167
 (619) 685-2885

or call Roger McComb at (619) 488- for additional information and submission dates.

Advertisers should have camera ready artwork or on computer disc in EPS or TIFF format. Inquiries welcome for multi-issue rates.

San Diego MEMBERSHIP APPLICATION



KITE CLUB

- New Membership
- Renewal
- Change of address

Membership dues per household (Check one)

| | 1 yr. | 2 yrs. | 3 yrs. |
|---------------------------|-------------------------------|-------------------------------|-------------------------------|
| Newsletter 3rd Class Mail | <input type="checkbox"/> \$15 | <input type="checkbox"/> \$29 | <input type="checkbox"/> \$43 |
| Newsletter 1st Class Mail | <input type="checkbox"/> \$23 | <input type="checkbox"/> \$45 | <input type="checkbox"/> \$67 |
| Newsletter Overseas Air | <input type="checkbox"/> \$30 | <input type="checkbox"/> \$59 | <input type="checkbox"/> \$88 |

Name _____ Spouse _____

Address _____

City _____ State _____ Zip _____

Phone(h) _____ (w) _____

Other family members _____

Amount enclosed: (U.S. funds only)

Send payment & application to:
SAN DIEGO KITE CLUB
 P.O. Box 7977
 San Diego, CA 92167 USA
 (619) 685-2885

SDKC USE ONLY MEMBERSHIP NO PAID: RENEWAL DATE

Home of San Diego's *only* full service kite repair shop.
Large inventory of repair parts and kite making supplies.
We ship world-wide. Satisfaction guaranteed!

ALL ABOUT KITES

SAN DIEGO'S PREMIER KITE STORE

3689-B Midway Drive San Diego, CA 92110 (619) 224-1610



P.O. Box 7977
San Diego, CA 92167
(619) 685-2885

BULK RATE
U.S. POSTAGE
PAID
PERMIT NO. 1837
SAN DIEGO, CA

Address Correction Requested

0007 9/30/99
Virgil Dalton