

THE SAN DIEGO KITE CLUB

MARCH 1991

NEWS LETTER

MARCH 1991 NEWS LETTER

SDKC NONPROFIT STATUS, STATUS

We have filed for nonprofit status with the I.R.S. O' what fun that has been. After the original filing and filing out all of the paperwork, which was alot, per Ron. We sent it off to the I.R.S. You guessed it, we got it back, asking for more information, alot more information. So we sat down again and sharpened our pencils, and filled them out and again sent them to the I.R.S. Yeap the paperwork came back again. More paperwork needed. This time a set of By-law were needed. So I sat down for two days and typed out a set of by-laws. Again I will send them back to the I.R.S. I am keeping my finger crossed this time > I will keep you updated on the status of the nonprofit status.

Sincerely,
DAN

HISTORIAN TITLE CHANGED TO ARCHIVIST

The title of historian has been changed by the request of CHARLES M' CLARY. Charles volunteer to hold this position. His job with the club is to find out historical information from any type of sources available, on Kiting, for the clubs benefit. This information will be give to the Publisher/Editor on the newsletter for reprint. We have already had one article from him, about A.K.A history.

F.Y.I FILE

The "AMERICAN KITE " SPRING 1991, has the 1991/1992 calender of events. Pick one up and check it out, great articles, outrageous photos. It also has a great article on "RANDY TOM". So grab your copy.

A.K.A MEMBERSHIP

Are you a member of the A.K.A? If you aren't, you should think about it. As a member in any organization, the support of it members is very important. As the number of kite fliers grow, voices of concerns also grow. Kite flying areas grow smaller as the demand for resources increase. Just something to ponder.

YOUR ARTICLE HERE!!!!

Yes , you can put articles in the SAN DIEGO KITE CLUB NEWSLETTER. As a member your ideas, thoughts, and voice can be heard. Any matters about Kiting, can be sent to the Publisher/Editor. Please have them typed, and presentable for publishing. Classified section for sale, editorial, events, calender of the years events, bbq, birthday, wedding, the ideas are endless. Please have them into the SAN DIEGO KITE CLUB by the 21st of each month.

Hope to see you become interested in your newsletter.

Sincerely,
DAN

MEMBERSHIP LIST

As you might of noticed on the last newsletter, a couple of changes have be added. On the label of the newsletter, your name, address, city, state, zip, and status of your membership with the SAN DIEGO KITE CLUB. This will be a permanent update to our newsletter. This file can be updated at any time, also if there are mistakes, they too can be changed. So please help us and support your club, without the members, there would not be a club.

CALIFORNIA OPEN-INTERNATIONAL SPORTS KITE CHAMPIONSHIP

The CALIFORNIA OPEN INTERNATIONAL SPORT KITE CHAMPIONSHIP is coming to Fiesta Island APRIL 20TH, 21TH. Mark your calendars. The SAN DIEGO KITE CLUB will be there, we need your help. Volunteers are greatly need for many activities, a booth is going to set up by S.D.K.C. Enclosed is a letter from Ron Romero specifying spots open. Please consider assisting. If you have any question call Dan at 560- or Ron at 415-735
SKY'S THE LIMIT, REACH FOR IT!

BOARD OF DIRECTORS
PRES: DAN WILLAN 619-560-8349
V-P : ANTHONY HILLARD 619-
SEC : VIRGINIA HILL 619-535-
TRES: RON DESPOJADO 619-264-
PR : ADAM DAVID 714-676-
 : DAN RUBESH 619-588-
ARCH: CHARLES M'CLARY 714-794-
MBSP: DIANE ELLISON 619-689-
NEWS: STAFF NEEDED

CLUB BUTTONS FOR SALE

The S.D.K.C has buttons for sale. You can pick one up at the local kite shops, or at the club functions. Help support your kite club.

CALENDER OF EVENTS

MARCH 1991

MARCH 16TH. S.D.K.C MEETING, WITH ANTHONY HILLARD, BYOBBO.
Please R.S.V.P by 13th of MARCH so that ANTHONY can buy items for those who will attend. Call him at 462-4445. The BYOBBO/POTLUCK will start approximately at 11:00, the meeting will be held at 1pm. A raffle will be held, S.D.K.C buttons, TOP OF THE LINE KITE SKIN, just part of the happenings.
LOCATION: SOUTH OF THE HILTON HOTEL, LARGE GRASS FIELD, ON EAST MISSION BAY DR, at one of the picnic benches, for more info call 462- or Dan at 560

MARCH 16TH, LANCASTER FUN DAY, KITE FESTIVAL. This is put on by the HIGH DESERT KITE CLUB, J.B BROWN, PRESIDENT, 1-805-723- Locations of the festival, is at the LANCASTER CITY PARK, on the corner of AVE L AND 10 ST WEST. There will be fun for all, events, prizes, and competitions. This will be quite an event. For directions, or more information call 1-805-723.

MARCH 21ST

General fly-in and chat session, no host, just show and fly.
LOCATION: Large grass field, south of the Hilton Hotel. 3pm till dark.

APRIL 1991

APRIL 20TH/21ST CALIFORNIA OPEN INTERNATIONAL SPORT KITE CHAMPIONSHIP. ON FIESTA ISLAND. SEE FLIER.

No meeting planned, informal volunteers meeting while event is taking place. We need your assistance, for a S.D.K.C booth. All volunteers that help the California Open will receive a event shirt. Call Dan 560 for more information.

MAY 1991

MAY 12TH, MOTHER DAY, TAKE A MOM KITE FLYING.

MAY 18TH, S.D.K.C SINGLE LINE KITE FLYING CHALLENGE.

Starting at 10:00, at the large grass field, south of the Hilton Hotel, on East Mission Bay Dr. The S.D.K.C will present, a SINGLE LINE KITE FLYING CHALLENGE. This will be a day of only single line kite events. Victor, owner of Kite Country at Horton Plaza, will be putting on a seminar, on single line fighting kites. After the seminar, a competition will follow, depending upon the number of contestants, will determine on the amount of events.
Other styles of single line kites will be flown, hopefully we can encourage individuals with very large kites to attend. More information to follow.

JUNE 1991

JUNE 15TH, S.D.K.C MEETING, 1PM.

JUNE 16TH, FATHERS DAY, TAKE A
DAD KITE FLYING.

JUNE 29TH, The IMPERIAL BEACH FUN
DAY, IMPERIAL BEACH CA.

WE BELONG AT THE DELMAR FAIR!!!

I have called the Delmar Fair grounds about entering a hobby. That hobby, you guessed it , Kite Flying. A static display, is what I had in mind. When I get the information from them , I will past it on to you.

CLASSIFIED ADS

BANSHEE KITES, HAS 2ND SKINS
AVAILABLE, CONTACT SKIP PARKS AT
1-714-366-1111

CALIFORNIA OPEN, NEEDS
VOLUNTEERS, CALL 1-415-735-

PLACE YOUR ADD HERE, FREE OFF
CHARGE, COST 29 CENT STAMP TO
MAIL YOUR ADD TO S.D.K.C 3279
GEDDES DR SD, CAL 92117.

EDITORIAL SECTION.
N/A

THANK YOU FOR READING THIS
NEWSLETTER, THIS IS YOUR
NEWSLETTER, REMEMBER; SKY'S THE
LIMIT, REACH FOR IT.

Sincerely,
DANIEL R WILLAN
PRESIDENT/FOUNDER
PUBLISHER/EDITOR



**1991 Recognized Events:
American Kite Circuit**

- February 23 Southeast SKC, Miami, FL
(Regional)
- February 23 Alamo City St. Valentine's SK
Open, San Antonio, TX (Regional)
- Feb 28-March 3 Hawaii Challenge, HI
(National)
- April 6 Texas Gulf Coast, Galveston, TX
(National)
- April 13 Mid Atlantic SKC, Ocean City,
MD (Regional)
- April 20 California Open Int'l, San Diego,
CA (National)
- April 27 Philadelphia SKC, Philadelphia,
PA (Regional)
- May 11 Great Lakes SKC, Grand Haven,
MI (National)
- May 24 East Coast SKC, Wildwood, NJ
(National)
- June 8 Yakima Valley Kite Fest, Yakima,
WA (Regional)
- June 8 Summer Games, Myrtle Beach, SC
(Regional)
- June 22 Oregon State SKC, Lincoln City,
OR (Regional)
- June 28 NW Regional SKC, Long Beach,
WA (Regional)
- July 6 Cherry Stunt Fly, Traverse City, MI
(Regional)
- July 27 Berkeley Kite Fest, Berkeley, CA
(National)
- August 10 Summer Jam, Honolulu, HI
(Regional)
- August 17 New York SKC, Uniondale, NY
(Regional)
- August 24 NW Michigan SKC, Manistee,
MI (Regional)
- September 7 Boston Area SKC, Boston,
MA (Regional)
- October 2-October 6 Grand Nationals,
Jacksonville, FL



Paper Bag Sled Kite

By Margaret Greger

In 1956, when William M. Allison of Dayton, Ohio, patented his "Flexible Kite" with vertical spars only, it was something new in the sky. Even now, the two-stick diamond kite is still our standard mental picture of a kite. Another Ohioan, Frank Scott, saw a picture of Allison's kite in an advertisement, made some changes and added the vent, which helps to stabilize the kite. Scott called his kite a sled because it was a "Flexible Flyer," the brand name of a popular snow sled.

The sled design has proven to be extremely versatile. Sleds can be made of paper, plastic or fabric. They fly in light winds and stand up to strong winds. With lightweight materials and line, they can be small, even miniature. These characteristics make them perfect for kids. While 36 inches (vertical measurement) is not necessarily the upper limit in sleds, larger ones are not always dependable. There are Soft Sleds with vertical cells that fill with air and stiffen the kite for flight. The Paper Bag Sled, from which these plans are adapted, was developed by Dave Checkley of Seattle. Bag kites fly well in five to ten mile per hour winds.

Grocery bags and some paper shopping bags have gussets, pleats on the sides which expand when the bag is filled. The spars (bones of the kite) are made by doubling and stapling the gussets. Choose a bag that is taller than it is wide. Paper lunch bags sometimes come in colors, providing an alternative to regular brown kraft paper.

Materials

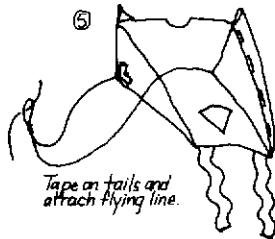
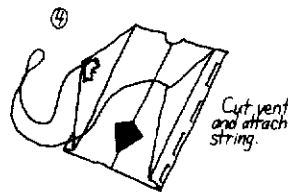

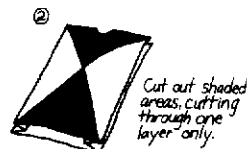

Paper bag with gussets
Masking or cellophane tape, 1/2" wide
Bridle string
Tail streamers, 1" wide and 3" to 4" long

Tools

Scissors, ruler, pencil, stapler

Instructions

1. Cut off the bottom of the bag. This will be a rectangular piece on grocery bag and a seam on a shopping bag.
2. Lay the bag flat, seam side up, gussets tucked in. Bring the long edges together and crease lightly in the middle to mark the center on front and back of the bag. Measure one-third down on the center line and draw cutting lines as shown. Cut through one layer only, discarding the shaded pieces.



3. Open the wings so the gussets show. Turn the bag over, folding one wing under. Double the gusset over and crease and staple near the edge, about every 2" as shown. If the gusset is wide and the folded spar 1" or more in the width, double twice before stapling. Do the same with the second gusset. You have just made the stapled spars which stiffen the kite. In flight, they are on the back (facing the sky).

4. Open the kite. Cut a vent as shown about one-third of the way up from the bottom of the bag. Cut both sides at once by folding on the center line. The drawings show a good size relative to the size of the bag.

Measure from wing tip to wing tip and cut a piece of string three times this measurement. Tie a knot in both ends of the string and tape as shown.

5. Bring the wing tips together to find the center of the bridle. Tie a loop. The flying line ties through the loop. Tape on tails. Before you fly your sled, lay it face down and straighten the spars so they can stand up at right angles to the kite.


Flying Line and Bridle Line

You can buy small reels of kite string that are suitable for bridling and flying the Paper Bag Sled. Crochet thread is a good choice for small kites because it is available, inexpensive and less prone to tangles than other lightweight cotton string. Heavy cord or twine is unsuitable: it only weighs down a small kite.

A bridle three times the width of the kite allows it to open freely. Wax the bridle string by drawing it over paraffin, beeswax, a crayon, even a bar of soap. Sleds with tangled, shortened bridles fly poorly.

A 4-by-6-inch piece of corrugated cardboard makes a good reel for crochet thread or other string. Wrap the string around the cardboard and tie it on before you begin winding. Fifty wraps will give you 100 feet of flying line.

Tails may be added for appearance, or if the kite tends to spin and dive, for stability. Make tails of inch-wide strips of crepe paper, newspaper or lightweight plastic (cut from a plastic grocery bag). Remember, symmetry and precision count in kite making. Tape tails in the middle or balanced on each side of lower edge. Take scissors, tape and extra tail to the flying field to adjust for the wind of the day.



THE AMERICAN KITEFLIERS ASSOCIATION

Join the worldwide membership of the American Kitefliers Association

- Bi-monthly publication "Kiting" with events calendar, kite plans, chapter activities and more
- 10% member discount at finest kite stores everywhere
- Assistance in forming local AKA chapters
- Liability insurance for AKA sanctioned events
- Guidance in kite educational programs
- Technical assistance from experts on request
- Grand National Competitions/Annual Convention

Join Today!



1559 Rockville Pike
Rockville, MD
20852

AMERICAN KITEFLIERS ASSOCIATION MEMBERSHIP APPLICATION

NEW RENEWAL Type of Membership: Individual Family

Membership Fees: \$15 Individual Member
\$ 2 For each additional Family Member

Additional Cost of Publication Mailing:

6/90

\$ 5 U.S. First Class delivery (other wise via 3rd class mail)

\$ 5 Canada/Mexico (No 3rd class mail available)

\$ 5 Other foreign address (surface mail)

\$20 Foreign Air Mail

\$ Total Remittance

Name _____

Address _____

City, State, Zip _____

Phone: Home () _____

Bus () _____

Additional Family Names _____

Request Member-Merchant Status

PLEASE! Payable in U.S. funds only! (International members consult your bank if in doubt.)

Mail To: The American Kitefliers Association, 1559 Rockville Pike, Rockville, MD 20852

The AKA encourages everyone to fly safely and responsibly by heeding a few simple rules:

- When flying big kites, wear gloves to protect your hands from cuts and burns by the kite line.
- Never fly a kite in wet or stormy weather.
- Never fly a kite where it may fall onto a power line. If a kite should tangle with a power line, do not attempt to free it. Call the local power company and report the situation.
- Do not use metal in the construction of kites.
- Never use any wire or metallic line to fly a kite. Keep your line dry.
- Do not fly from or over a street or highway.
- Avoid trees, they eat kites. If you do lose a kite to a tree, loosen the line and let the wind blow it out. Do not climb the tree.
- Do not fly near airports.
- Avoid holes in the ground, gullies, and broken glass or other debris on the field.
- Do not allow your kite or lines to touch any bystander.
- Use extreme caution in launching and flying large kites.
- Do not fasten yourself to your kite line unless you have an efficient quick release system.
- Be particularly careful with stunt kites. Make sure your total flying area is clear, and never fly over spectators.

Do you belong to a local Kite Club?

AKA RULE BOOK AVAILABLE

RULE BOOKS ARE AVAILABLE
FOR MEMBERS. PLEASE
CONTACT DAN RUBESH AT
619-588-1491

Wind Wizard

Purveyor of High Quality, High Performance
Stunt Kites and Accessories

(619) 588-1491

DAN RUBESH
Kite Guy

P.O. Box 1221
El Cajon, CA 92022-1221



Kelly Smith
Kelly Smith

P.O. Box 1221
Soquel, CA 95073


(408) 264-0181

Everett English
makes

Aircraft Kite

660 w 17th st
Costa Mesa, Ca 92627

(714) 646- i



San Diego, CA

(619) 234-1675



(619) 452-
FAX: (619) 452-2536

JOHN PERUSSE

4202-Q Sorrento Valley Blvd.
San Diego, CA 92121 U.S.A.

REVOLUTION KITES

It has begun




David Hadzicki
Sales / Public Relations

3089C Clairemont Dr.
Suite 171
San Diego, CA 92117
(619) 274-8824



RANDY TOM
Designer

1819 Fifth Avenue
San Diego, California 92101
619 231-4977
FAX 619 231 2963



(619) 233-9495

HOLTON PLAZA
SAN DIEGO CAL.



THE WRITE TYPE

TYPING/WORD PROCESSING & TRANSCRIPTION

Business - Academic - Personal

Pick-Up/Delivery - Low Fees - Laser Printing

Administrative Support & Rush Services Available

P.O. Box 262009
San Diego, CA 92196
(619) 689-TYPE (Bus./FAX)

DIANE ELLISON
Notary Public

SEAPORT KITE SHOP

839-D W. Harbor Drive
San Diego, CA 92101
(619) 232-2268

Kite Mania

Located in the Hardman Center

5218 Arlington Avenue • Riverside, California 92504
(714) 354-6742

HIGH PERFORMANCE KITES

BANSHEE

SKIP PARKS

P.O. Box 4558
San Clemente, CA 92672

1-714-366-



AMERICAN KITEFLIERS ASSOCIATION

1559 Rockville Pike, Rockville, Maryland 20852 • Fax or Phone (408) 647-8483

AKA CHAPTER AFFILIATE CLUB

To: DANIEL R. WILLAN, PRESIDENT
SAN DIEGO KITE CLUBS
3279 GEDDES DRIVE
SAN DIEGO, CA 92117

The Executive Committee of AKA at its regular meeting on JAN 29, 1991
voted to approve the application of SAN DIEGO KITE CLUBS
as a local affiliate chapter club.

We welcome you the American Kitefliers Association, and are delighted that you
have chosen to make a commitment to the education and advancement of kiting.

Brooks G. Leffler
Executive Director

IN APPROVING YOUR APPLICATION, THE BOARD URGES
THAT YOU INCREASE YOUR MEMBERSHIPS IN AKA
BY MORE THAN THE CURRENT TEN PERCENT.



April 20-21, 1991
Fiesta Island (at Mission Bay)
San Diego, Ca.

For more information contact Ron at:
(415) 735-

The Third Annual California Open

International Sport Kite Championship



- DATE:** Saturday and Sunday, April 20-21, 1991
- TIME:** 9:00 AM
- LOCATION:** **FIESTA ISLAND**, San Diego, California
(next to Sea World)
- ENTRY FEE:** \$75.00 Per Person - Includes Commemorative Shirt, Pin and Awards Banquet. Registration Deadline - April 6, 1991. Late Registration - \$85.00 after April 6, 1991.
\$25.00 - Non Contestants: includes Commemorative Shirt, Pin and Awards Banquet
- PRIZES:** Trophies And One Of A Kind Glass Sculptures In Open Class
- DIVISIONS OF COMPETITION:** Open And Experienced
- CLASSES OF COMPETITION:** Team : Precision, Ballet - Pairs, Ballet - A.K.A. Rules, Ballet - Trains (3 or more kites)
Individual: Precision, Ballet, Quadline Ballet
A.K.A. and American Kite Sanctioned Event
- OFFICIAL**
HOST HOTEL: **DANA INN & MARINA** *Special Hotel Rates for California Open*
1710 West Mission Bay Drive
San Diego, CA 92019
(619) 222-6440

ROME-AERO 129 Samoa Court, San Ramon CA, 94583 (415) 735-ROME, FAX (415) 735-7450

EVENT DESCRIPTIONS

Individual Precision: The requirements are judged performances of 3 specified compulsory maneuvers.

Team Precision: The requirements are judged performances of 3 specified compulsory maneuvers and 2 to 5 minutes of precision freestyle. Precision teams must be comprised of 3 or more fliers from the Experienced or Open class.

Individual Ballet: The requirement is a 3 to 5 minute routine choreographed to a musical selection. Competition is held for the Experienced and Open classes.

Team Ballet - Pairs: The requirement is a 3 to 5 minute routine choreographed to a musical selection. Ballet teams are comprised of 2 fliers from the Experienced or Open classes.

Team Ballet - 3 or more: The requirement is a 3 to 5 minute routine choreographed to a musical selection. Ballet teams are comprised of 3 or more fliers from the Experienced or Open classes.

Individual Quadline Ballet: The requirement is a 2 to 3 minute performance. This is a single class competition (no class restrictions).

Team Train Ballet: The requirement is a 3 to 5 minute routine choreographed to a musical selection. Ballet teams are comprised of 2 or more fliers. This is a single class competition (no class restrictions). Minimum of 3 kites per train.

CONTESTANT BIOGRAPHIES

Name: _____ TEAM NAME: _____

Member _____

Member _____

Member _____

Member _____

Hometown: _____

Occupation: _____

Sponsor: _____

Kite: _____

National or Regional Events Competed in:

Event & Year	Placed
_____	_____
_____	_____
_____	_____

EVENT SOUVENIRS

Item	Quantity	Price	Total
Shirts (Size - M, L, XL)	_____	\$18.00	_____
Pin	_____	\$6.00	_____
Windssock	_____	\$12.00	_____
Program	_____	\$2.00	_____
1990 Belmont National Sport Kite Championship Video	_____	\$19.95	_____
		Total Due	_____

REGISTRATION

Before April 6, 1991 - \$75.00, After April 6, 1991 - \$85.00, Non-Contestant - \$25.00

Name _____

Address _____

(Street)

(City/State)

(Zip)

Phone: (_____) _____ Team Name: _____

Team Precision: Open _____ Experienced _____ Team Name _____

Ballet: Pairs Open _____ Experienced _____ Team Name _____

Ballet: 3 or more Open _____ Experienced _____ Team Name _____

Team Train Ballet: One Class _____ Team Name _____

Individual Precision: Open _____ Experienced _____

Ballet: Open _____ Experienced _____

Quadline Ballet: One Class _____

Please return with check to: ROME-AERO 129 Samoa Court, San Ramon CA, 94583 (415) 735-ROME, FAX (415) 735-745

WAIVER

Waiver: In consideration for the right to participate in this competition, I hereby hold all persons and/or entries associated with the administration or sponsoring of the California Open International Sport Kite Championship harmless and release them from any and all liability in connection with my participation.

Signature Required: _____

Date: _____

ROME-AERO ENTERPRISES

THE SPORT KITE PROFESSIONALS
129 Samoa Court • San Ramon, CA 94583-1421
(415) 735-ROME

February 27, 1991

Dan Willan
San Diego Kite Club
3279 Geddes Dr.
San Diego, Ca. 92117

Dear Dan:

Your clubs newsletter is looking great and congratulations on your growth and level of activity.

As I mentioned before I am looking at your club to provide resources for this years California Open. I will need the following resources for each day;

- o Safety marshalls.....2 per day
- o Pit Boss.....3 per day
- o Field Director.....3 per day
- o Score card runners.....2 per day
- o Set up crew.....3 on Friday, April 19 at
1:00pm at the over the line field on Fiesta Island
- o Tear down.....3 on Sunday, April 21
immediately after event

In addition to this I am looking for 9-12 judges to judge Experienced class events on both days. This is a great opportunity for those that want to get into the judging aspects of competition. As a volunteer judge you will be expected to be prompt and attend a 2 day training seminar to be held in San Diego on April 13 and 14, location to be announced.

The benefits to becoming a trained judge are:

- 1) Identified as having judged at a National level event
- 2) Free training
- 3) Hands on training
- 4) Availability to judge at other events
- 5) Understanding of AKA/STACK rules

- 6) Work alongside seasoned judges
- 7) Free event shirt
- 8) Free lunch
- 9) Free admission to reception

Training will incorporate live field exercises and will use the actual maneuvers. Applicants with some experience in judging ofsport kites or other sports events are preferred. The only expense will be the purchase of the AKA/STACK RULES BOOK \$3.00.

We need to identify the judging candidates by name by March 21,1991. Please call us at 415-735-ROME or FAX 415-735-7450.

Please respond as soon as possible.

I have mailed a copy of the job descriptions.

Sincerely;


Ron Romero

13/14
1 P.M.

All About



Kites

The Kite Flyer's Kite Shop

"Go Fly" A Kite



- Largest Selection Of Stunt Kites
- Quality Windsocks
- Single String Kites
- Character Kites
A1f • California Raisins • Batman • Garfield & More
- Kites Of All Sizes & Shapes
- Accessories

POINT LOMA PLAZA

3689-B Midway Dr.

San Diego

(Next to Sport Chalet)

224-1610

COUPON

\$5 OFF

Any Purchase Of \$20 or More

NOT VALID ON SALE MERCHANDISE

signed and Distributed by We 'R' Center Mailers (714) 468-0224

Point Loma 1980

San Diego KITE CLUB

MEMBERSHIP APPLICATION

NAME :
ADDRESS :
CITY, STATE, ZIP :
AREA CODE - PHONE NUMBER :
MAIL APPLICATION: DAN WILLAN 619-275- GEDDES DR, SAN DIEGO CA 92117